

Fact Sheet on Enhancement of Literacy in Afghanistan

A. Programmatic Information

ELA I



Project Description: The Enhancement of Literacy in Afghanistan provided literacy courses to 255,438 youths and adults in 50 districts of 9 provinces of Afghanistan from 2008-2010. The majority - 66 percent of learners - were women. This programme aimed to contribute to the process of poverty reduction and peace building through advancement of literacy education in the country.

No. of graduates: 255,438  66%  34%	Donor: Government of Japan \$ 15,011,570.00USD	Duration: 2008 - 2010
---	--	------------------------------

Geographical Coverage: No. of Province: 9 No. of District: 50	Name of Provinces: Badakhshan, Balkh, Bamiyan, Daikundi, Ghor, Samangan, Nangarhar, Wardak & Paktika
--	---

ELA II (2010 - 2013)

Project Description: The Enhancement of Literacy in Afghanistan provided literacy courses to 325,662 youths and adults, of whom 60 percent were women, in 99 districts of 18 provinces. The programme offered vocational skills training to a selected number of successful literacy graduates. The aim of this training was to help learners become more productive family members and citizens, and thereby contribute to the peaceful, democratic and sustainable nation-building efforts in Afghanistan.

No. of graduates: 325,662  58%  42%	Donor: Government of Japan \$ 19,347,521.00 USD	Duration: 2010 - 2013
---	---	------------------------------

Geographical Coverage: No. of Province: 18 No. of Districts: 99*	Name of Provinces: Balkh, Badghis, Badakhshan, Bamiyan, Daikundi, Faryab, Ghazni, Ghor, Khost, Kunar, Nangarhar, Nimroz, Nuristan, Paktika, Samangan, Urozgan, Wardak & Zabul
---	--

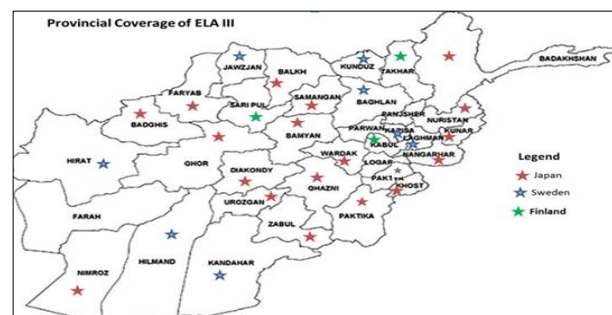
ELA III (2014 - March, 2018)

Project Description: The Enhancement of Literacy in Afghanistan aims to provide literacy education to 630,000, youth and adults across 34 provinces over 4 years (2014-2018). The programme provides literacy services through demand-driven and learner-centered approaches. The programme places significant focus on building the capacity of government counterparts to better lead and manage literacy initiatives. Phase III of the programme also introduces Skill Based Literacy (SBL) to selected learners. It intended to equip learners with skills that would support them in creating a decent livelihood.

No. of Learners: 630,000  66%  34%	Donors: Japan: USD 20m Sweden: USD 9.3m Finland: USD 4.9m	Duration: 2014 - 2018
--	---	------------------------------

Name of Provinces Japan: Badakhshan, Bamiyan, Badghis, Balkh, Daikundi, Faryab, Ghazni, Ghor, Kunar, Khost, Nuristan, Paktika, Nimroz, Nangarhar, Wardak, Samanga, Urozgan & Zabul (18 provinces) Sweden: Baghlan, Herat, Helmand, Jawzjan, Kapisa, Kunduz, Paktia, Kandahar & Laghman (9 provinces) Finland: Kabul, Takhar & Sar-e-pul, Farah, Logar, panjshir, Parwan (7 provinces)
--

Geographical Coverage No. of Province: 34 No. of District: 155	Class Information No. of Classes per Facilitator: 1 No. of Learner per Class: 30	No. of Field Staff Provincial Coordinator: 28 District Coordinator: 104 Facilitator: 7,758
---	---	--



Target Provinces & Districts			
Phase	No. of Provinces	No. of Districts	Name of Provinces
ELA I	9	50	Japan: Badakhshan, Balkh, Bamiyan, Daikundi, Ghor, Nangarhar, Paktika, Wardak & Samangan
ELA II	18	99*	Japan: Badakhshan, Balkh, Bamiyan, Daikundi, Ghor, Nangarhar, Paktika, Wardak, Samangan, Badghis, Faryab, Ghazni, Khost, Kunar, Nimroz, Nuristan, Urozgan & Zabul
ELA III	34	155	Japan: Badakhshan, Balkh, Bamiyan, Daikundi, Ghor, Nangarhar, Paktika, Wardak, Samangan, Badghis, Faryab, Ghazni, Khost, Kunar, Nimroz, Nuristan, Urozgan & Zabul Sweden: Baghlan, Helmand, Herat, Jawzjan, Kandahar, Kapisa, Kunduz, Laghman and Paktia Finland: Takhar, Kabul, Sar e Pul, Panjshir, Logar, Farah & Parwan

Quantitative Information of Field Staff as of June 2017 for Japan, Sweden & Finland Provinces (ELA III- 3rd cycle)																					
Donor	Japan							Sweden							Finland						
Status	Recruited			Current			Vacant	Recruited			Current			Vacant	Recruited			Current			Vacant
Title	F	M	Total	F	M	Total		F	M	Total	F	M	Total		F	M	Total	F	M	Total	
PC	0	15	15	0	15	15	0	0	7	7	0	7	7	0	1	5	6	1	5	6	0
DC	5	54	59	5	54	59	0	2	26	28	2	26	28	0	6	11	17	6	11	17	0
Facilitator	2,584	1,723	4,307	2,584	1,723	4,307	0	1,282	855	2,137	1,282	855	2,137	0	788	526	1,314	788	526	1,314	0
% of Facilitators	0.6	0.4	1	0.6	0.4	1.0	0.0	0.6	0.4	1	0.6	0.4	1.0	0.0	0.6	0.4	1	0.6	0.4	1.0	0.0
Quantitative Information of Literacy Learners, as of June, 2017 for Japan, Sweden & Finland Provinces (ELA III-3rd cycle)																					
Donor	Japan						Sweden						Finland						Grand total of planned no. of learner		
Status	Planned learner						Planned learner						Planned learner								
Gender	F		M		Total		F		M		Total		F		M		Total		F	M	Total
No #	77,526		51,684		129,210		38,466		25,644		64,110		23,652		15,768		39,420		139,644	93,096	232,740
Quantitative Information of enrolled and graduated literacy learners, as of November 2016 Japan, Sweden and Finland provinces (ELA III- 2nd Cycle)																					
Donor	Japan						Sweden						Finland						Grand total of Graduated Learner		
Status	Enrolled			Graduate			Enrolled			Graduate			Enrolled			Graduate					
Gender	F		M		Total		F		M		Total		F		M		Total		F	M	Total
No. of Learner	86,400	37,546	123,946	79,003	31,592	110,595	29,983	24,183	54,166	25,981	17,643	43,624	16,548	6,451	22,999	14,427	4,414	18,841	119,411	53,649	173,060

B. Statistical Information:

Latest Literacy Rate:

Provinces	Both Sexes	Male	Female	Provinces	Both Sexes	Male	Female
Badakhshan	35.7	45.7	25.2	Kumardha	21.8	39.5	3.8
Badghis	16.9	28.3	5	Kunduz	16.3	25.1	6.9
Baghlan	29.9	46	12.9	Laghman	25.6	44.2	6.2
Balkh	37.8	49.4	26.8	Logar	31.3	53	11.4
Bamiyan	35.5	52.3	17.5	Nangarhar	27.6	45	9.3
Daikundy	32.9	48.5	18	Nimroz	23.7	34.5	12.4
Farah	21	29.6	11.1	Nuristan	21.1	36.7	5.3
Faryab	29.6	42.5	17.6	Paktika	32.2	63.6	2.6
Ghazni	41.2	59.7	21.4	Paktya	25.6	43	5.8
Ghor	20.3	35.2	5.1	Panjsher	50.8	78.3	18.8
Helmand	6.1	10.2	1.6	Parwan	38.1	54.6	21.5
Herat	24.3	29.4	19.3	Samangan	21.6	32.8	9.5
Jawzjan	24.4	34	14.6	Sar- e- Pul	23.6	33.9	14.1
Kabul	52	68.1	34.7	Takhar	24.3	32.8	15.5
Kandahar	16.8	30	3.4	Urozgan	8.5	14.7	2.4
Kapisa	42.8	62.4	21.8	Wardak	42.2	75.6	10.8
Khost	15.5	27	2.4	Zabul	13.6	25.5	1.6
National	31.4	45.4	17				

Source: NRVA 2011-2012

Key Indicator:

Youth literacy rate, population, both male and female (%)
NRVA (Year 2011-2012): 47.0

Youth literacy rate, population, male (%)
NRVA (Year 2011-2012): 61.9

Youth literacy rate, population, Female (%)
NRVA (Year 2011-2012): 32.1

Adult literacy rate, population, both sexes (%)
NRVA (Year 2011-2012): 31.4

Adult literacy rate, population, male (%)
NRVA (Year 2011-2012): 45.4

Adult literacy rate, population, female (%)
NRVA (Year 2011-2012): 17.0

Partner and Donors



Note: This factsheet demonstrates the historical information about ELA I, II and the most up to date information on ELA III. Most updated information on ELA III will feed into this spreadsheet every months.

*It includes 45 districts of ELA I.

Lates Update: Aug 2017