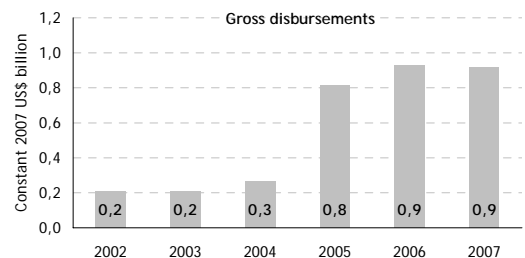
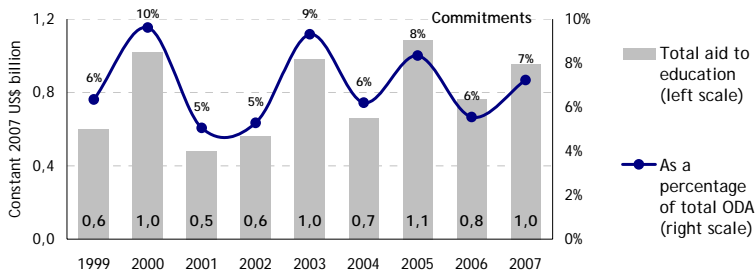


Overview of EC aid to education 1999-2007

EC aid to education

► Total aid to education, change since Dakar



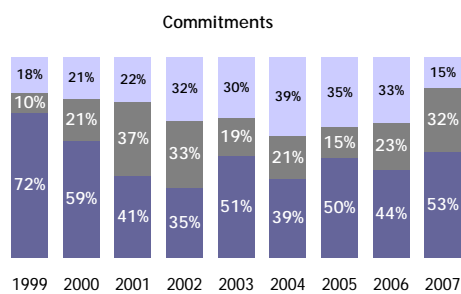
Commitments:

Total aid to education increased by 5,3% a year.

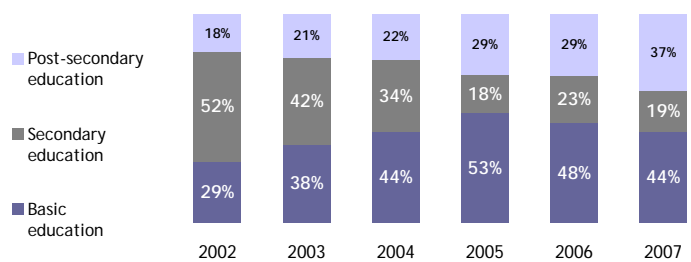
Disbursements:

Total aid to education increased by 28% a year.

► Distribution of aid to education by levels



Gross disbursements



Commitments:

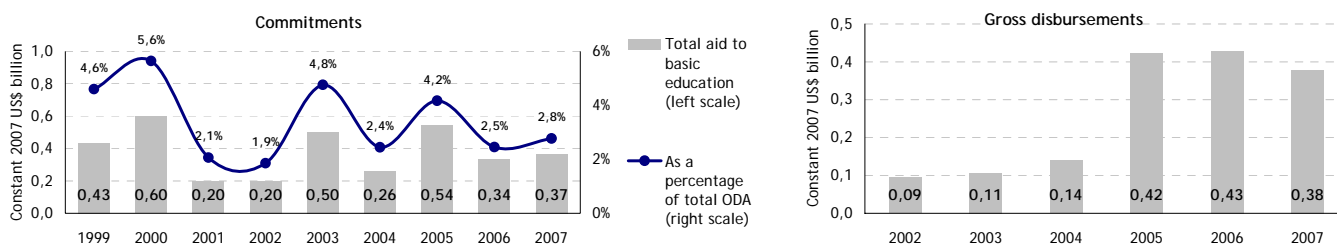
In 2007, basic education received on average about 53 % of EC aid to education.

Disbursements:

In 2007, basic education received on average about 44 % of EC aid to education.

Basic education

► Total aid to basic education, change since Dakar



Commitments:

Total aid to basic education decreased by 1,9% a year.

Disbursements:

Total aid to basic education increased by 26% a year.

► Distribution of aid to basic education by income groups and regions (commitments)



In 2006 and 2007, low income countries received 46% of EC aid to basic education.

The share of these countries in EC aid to basic education decreased by 27 percentage points since Dakar.

In 2006 and 2007, Sub-Saharan Africa and South and West Asia countries received respectively 22% and 16% of EC aid to basic education.

Top 10 recipient countries of aid to basic education

Commitments

	Total aid to basic education 2006-2007 average (2007 constant US\$ million)	As a percentage of EC aid to basic education
Egypt	41	11,7%
Jordan	39	11,0%
United Republic of Tanzania	33	9,3%
India	23	6,7%
Dominican Republic	21	5,9%
Nepal	17	4,9%
Indonesia	12	3,5%
Morocco	12	3,3%
Ecuador	11	3,2%
Nicaragua	9	2,5%

Disbursements

	Total aid to basic education 2007 (2007 constant US\$ million)	As a percentage of EC aid to basic education
Turkey	58	15,4%
Dominican Republic	24	6,3%
Eritrea	23	6,2%
Viet Nam	22	5,8%
United Republic of Tanzania	18	4,9%
Afghanistan	11	3,0%
Bangladesh	9	2,5%
Egypt	9	2,5%
Haiti	8	2,2%
India	8	2,2%

About the data

These analyses were developed by the Education for All Global Monitoring Report team in April 2009. They are based on data from the OECD-DAC On-line Database on Annual Aggregates and the Creditor Reporting System (CRS) On-line Database on Aid Activities. All data are expressed in Constant 2007 US\$.

Difference between commitments and disbursements:

- Commitment is a firm obligation by a donor to provide specified assistance to a country or multilateral organization.
- Disbursements record the actual international transfer of financial resources or of goods or services valued by the donor.
- As the aid committed in a given year can be disbursed later, sometimes over several years, the annual aid figures based on commitments are not comparable to those based on disbursements.