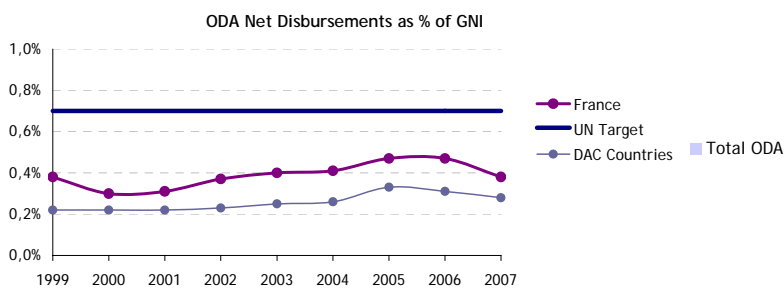
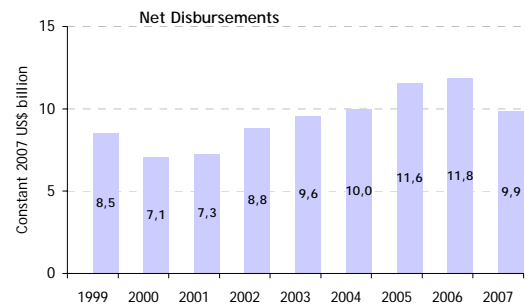


## Overview of French aid to education 1999-2007

### Total ODA



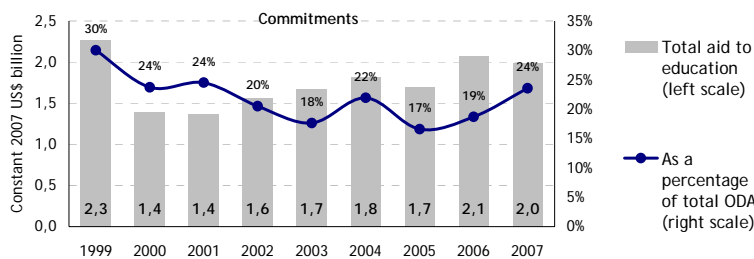
ODA as percentage of GNI decreased since 1999 and remained below the 0.7% target.



Total ODA increased by 1,7% a year.

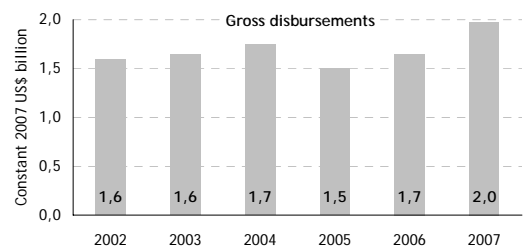
### French aid to education

#### Total aid to education, change since Dakar



#### Commitments:


Total aid to education decreased by 1,4% a year.



#### Disbursements:

Total aid to education increased by 3,7% a year.

#### Distribution of aid to education by levels



#### Commitments:

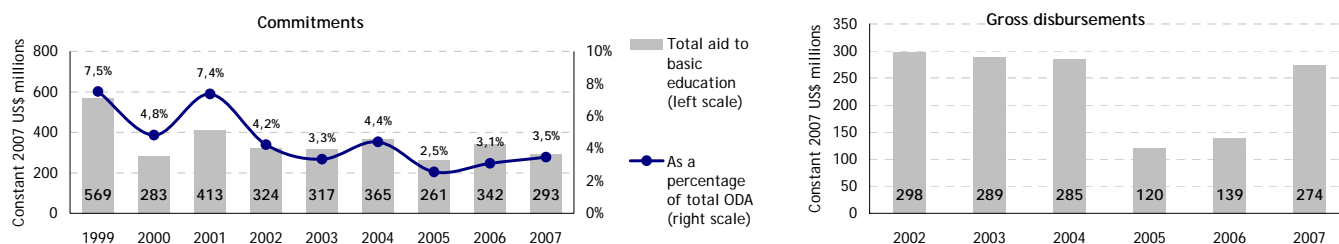
In 2007, basic education received on average about 19 % of French aid to education.

#### Disbursements:

In 2007, basic education received on average about 14 % of French aid to education.

## Basic education

### ► Total aid to basic education, change since Dakar



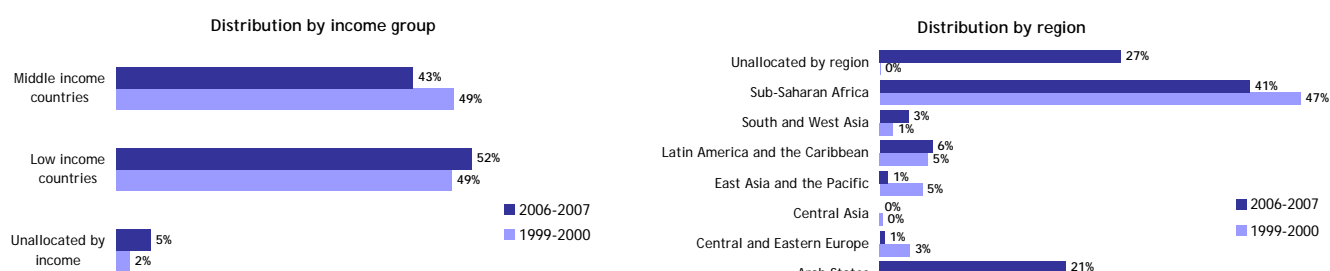
#### Commitments:

Total aid to basic education decreased by 7,1% a year.

#### Disbursements:

Total aid to basic education decreased by 1,4% a year.

### ► Distribution of aid to basic education by income groups and regions (commitments)



In 2006 and 2007, low income countries received 52% of French aid to basic education.

The share of these countries in French aid to basic education increased by 3 percentage points since Dakar.

In 2006 and 2007, Sub-Saharan Africa and South and West Asia countries received respectively 41% and 3% of French aid to basic education.

## Top 10 recipient countries of aid to basic education

#### Commitments

	Total aid to basic education 2006-2007 average (2007 constant US\$ million)	As a percentage of French aid to basic education
Senegal	47	14,9%
Mauritania	17	5,3%
Mali	16	5,1%
Morocco	16	5,0%
Madagascar	15	4,7%
Benin	12	3,7%
Algeria	10	3,2%
Cameroon	9	2,9%
Djibouti	8	2,6%
Afghanistan	6	2,0%

#### Disbursements

	Total aid to basic education 2007 (2007 constant US\$ million)	As a percentage of French aid to basic education
Burkina Faso	8	3,0%
Mali	8	2,9%
Senegal	6	2,4%
Lebanon	6	2,3%
Madagascar	6	2,2%
Morocco	6	2,1%
Mauritius	5	1,9%
Niger	5	1,8%
Guinea	4	1,6%
Djibouti	4	1,4%

#### About the data

These analyses were developed by the Education for All Global Monitoring Report team in April 2009. They are based on data from the OECD-DAC On-line Database on Annual Aggregates and the Creditor Reporting System (CRS) On-line Database on Aid Activities. All data are expressed in Constant 2007 US\$.

Difference between commitments and disbursements:

- Commitment is a firm obligation by a donor to provide specified assistance to a country or multilateral organization.
- Disbursements record the actual international transfer of financial resources or of goods or services valued by the donor.
- As the aid committed in a given year can be disbursed later, sometimes over several years, the annual aid figures based on commitments are not comparable to those based on disbursements.