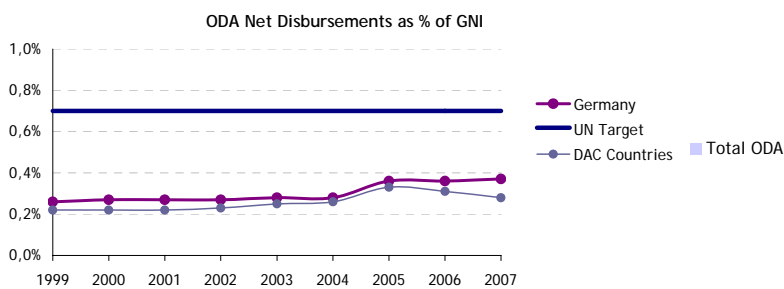
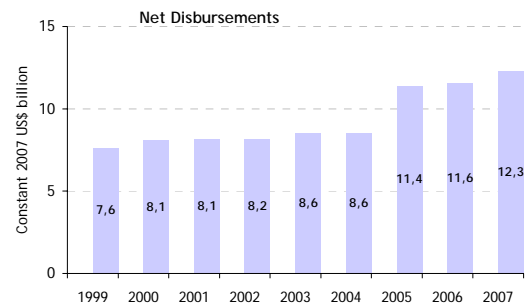


Overview of German aid to education 1999-2007

Total ODA



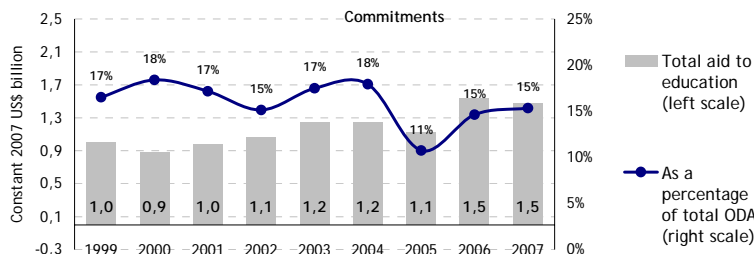
ODA as percentage of GNI increased since 1999 and remained below the 0.7% target.



Total ODA increased by 5,5% a year.

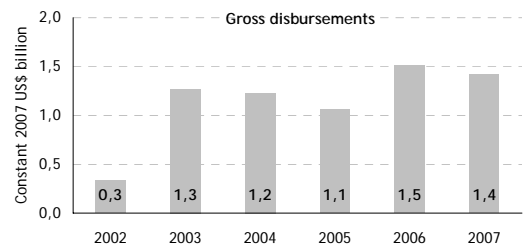
German aid to education

► Total aid to education, change since Dakar



Commitments:

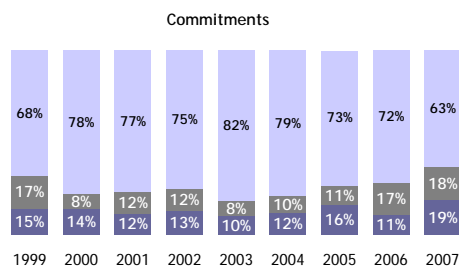
Total aid to education increased by 4,4% a year.



Disbursements:

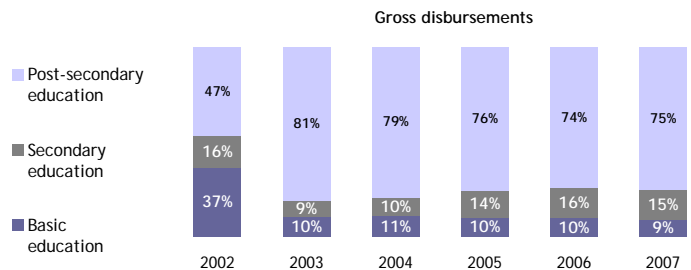
Total aid to education increased by 27,5% a year.

► Distribution of aid to education by levels



Commitments:

In 2007, basic education received on average about 19 % of German aid to education.

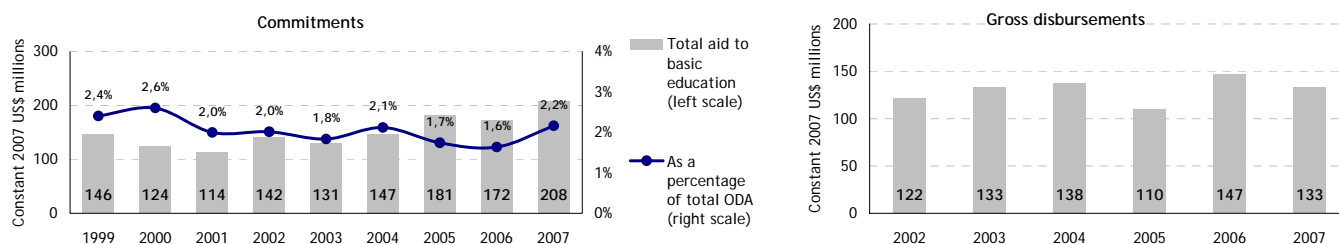


Disbursements:

In 2007, basic education received on average about 9 % of German aid to education.

Basic education

► Total aid to basic education, change since Dakar



Commitments:

Total aid to basic education increased by 4% a year.

Disbursements:

Total aid to basic education increased by 1,5% a year.

► Distribution of aid to basic education by income groups and regions (commitments)



In 2006 and 2007, low income countries received 61% of German aid to basic education.

The share of these countries in German aid to basic education increased by 24 percentage points since Dakar.

In 2006 and 2007, Sub-Saharan Africa and South and West Asia countries received respectively 42% and 9% of German aid to basic education.

Top 10 recipient countries of aid to basic education

Commitments

	Total aid to basic education 2006-2007 average (2007 constant US\$ million)	As a percentage of German aid to basic education
Mozambique	39	20,5%
Yemen	18	9,3%
Malawi	13	6,6%
Afghanistan	11	6,0%
Palestinian Autonomous Territories	11	5,8%
Egypt	11	5,8%
Indonesia	7	3,9%
Serbia	4	2,3%
Kenya	4	2,1%
Côte d'Ivoire	4	2,0%

Disbursements

	Total aid to basic education 2007 (2007 constant US\$ million)	As a percentage of German aid to basic education
Mozambique	15	11,1%
Yemen	12	8,9%
Afghanistan	8	6,3%
Indonesia	8	6,3%
Malawi	7	5,3%
Honduras	6	4,8%
Jordan	4	3,1%
Côte d'Ivoire	4	2,8%
Pakistan	3	2,6%
Palestinian Autonomous Territories	3	2,4%

About the data

These analyses were developed by the Education for All Global Monitoring Report team in April 2009. They are based on data from the OECD-DAC On-line Database on Annual Aggregates and the Creditor Reporting System (CRS) On-line Database on Aid Activities. All data are expressed in Constant 2007 US\$.

Difference between commitments and disbursements:

- Commitment is a firm obligation by a donor to provide specified assistance to a country or multilateral organization.
- Disbursements record the actual international transfer of financial resources or of goods or services valued by the donor.
- As the aid committed in a given year can be disbursed later, sometimes over several years, the annual aid figures based on commitments are not comparable to those based on disbursements.