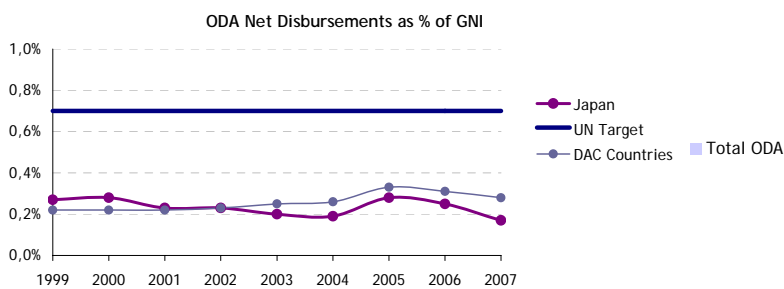
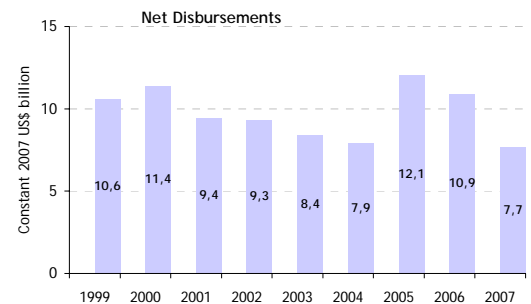


## Overview of Japanese aid to education 1999-2007

### Total ODA



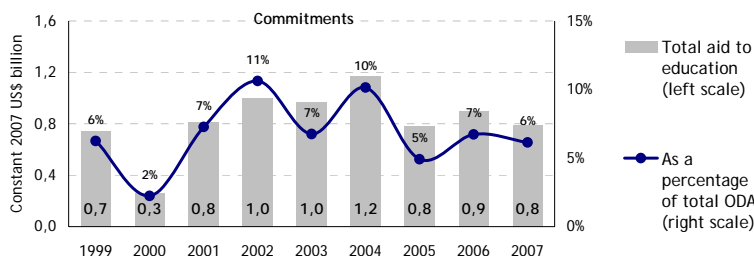
ODA as percentage of GNI decreased since 1999 and remained below the 0.7% target.



Total ODA decreased by 3,5% a year.

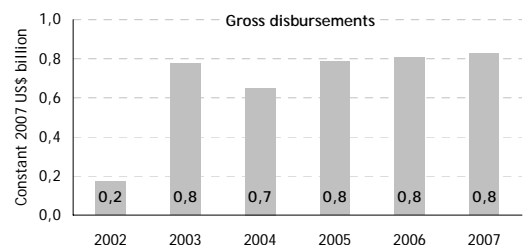
### Japanese aid to education

#### Total aid to education, change since Dakar



#### Commitments:

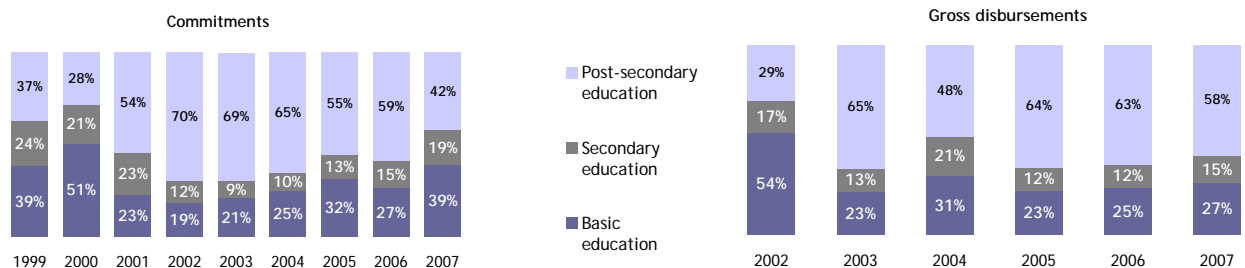
Total aid to education increased by 0,7% a year.



#### Disbursements:

Total aid to education increased by 30% a year.

#### Distribution of aid to education by levels



#### Commitments:

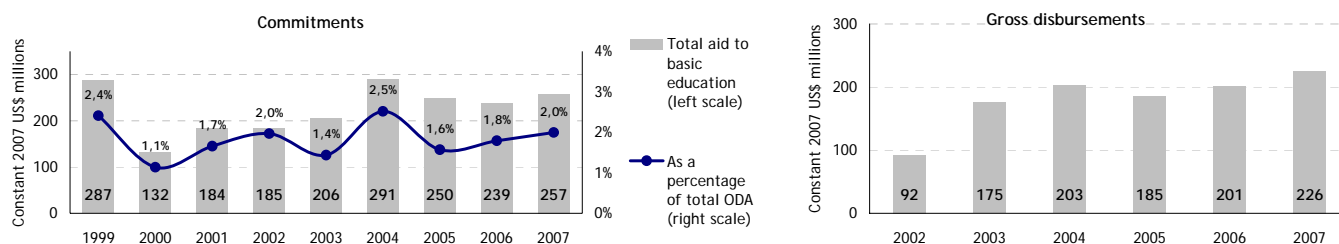
In 2007, basic education received on average about 39 % of Japanese aid to education.

#### Disbursements:

In 2007, basic education received on average about 27 % of Japanese aid to education.

## Basic education

### ► Total aid to basic education, change since Dakar



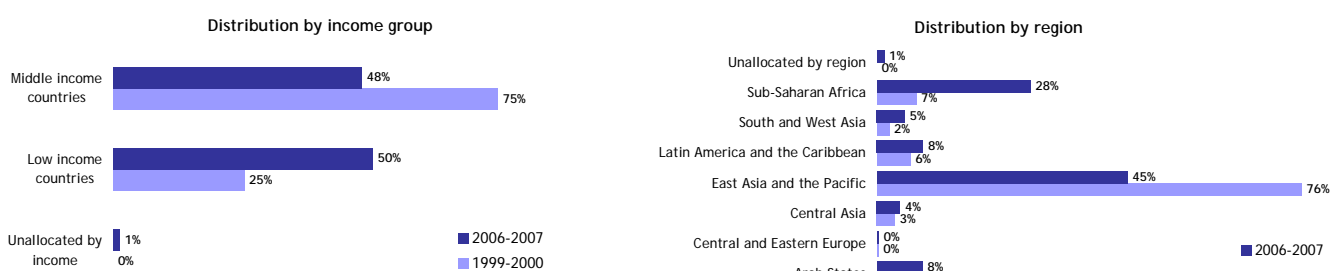
#### Commitments:

Total aid to basic education decreased by 1,2% a year.

#### Disbursements:

Total aid to basic education increased by 16,1% a year.

### ► Distribution of aid to basic education by income groups and regions (commitments)



In 2006 and 2007, low income countries received 50% of Japanese aid to basic education.

The share of these countries in Japanese aid to basic education increased by 25 percentage points since Dakar.

In 2006 and 2007, Sub-Saharan Africa and South and West Asia countries received respectively 28% and 5% of Japanese aid to basic education.

## Top 10 recipient countries of aid to basic education

#### Commitments

	Total aid to basic education 2006-2007 average (2007 constant US\$ million)	As a percentage of Japanese aid to basic education
Indonesia	57	23,1%
China	33	13,3%
Mali	8	3,3%
Mongolia	8	3,1%
Mauritania	7	2,9%
Yemen	7	2,9%
Niger	7	2,6%
Angola	6	2,4%
Viet Nam	6	2,4%
Nicaragua	6	2,3%

#### Disbursements

	Total aid to basic education 2007 (2007 constant US\$ million)	As a percentage of Japanese aid to basic education
Indonesia	42	18,4%
Madagascar	14	6,1%
Niger	11	4,8%
Mongolia	11	4,7%
Burkina Faso	10	4,4%
Afghanistan	9	4,0%
Mauritania	8	3,7%
Cameroon	8	3,6%
Senegal	8	3,6%
Viet Nam	7	3,2%

#### About the data

These analyses were developed by the Education for All Global Monitoring Report team in April 2009. They are based on data from the OECD-DAC On-line Database on Annual Aggregates and the Creditor Reporting System (CRS) On-line Database on Aid Activities. All data are expressed in Constant 2007 US\$.

Difference between commitments and disbursements:

- Commitment is a firm obligation by a donor to provide specified assistance to a country or multilateral organization.
- Disbursements record the actual international transfer of financial resources or of goods or services valued by the donor.
- As the aid committed in a given year can be disbursed later, sometimes over several years, the annual aid figures based on commitments are not comparable to those based on disbursements.