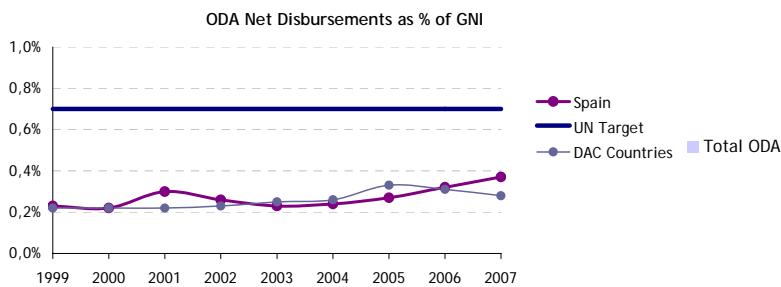
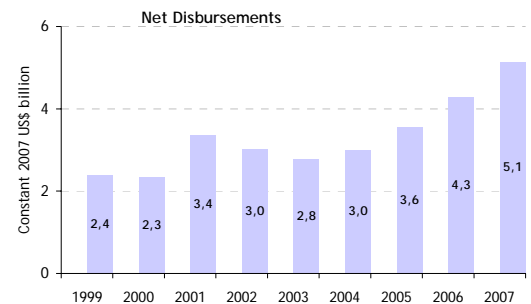


Overview of Spanish aid to education 1999-2007

Total ODA



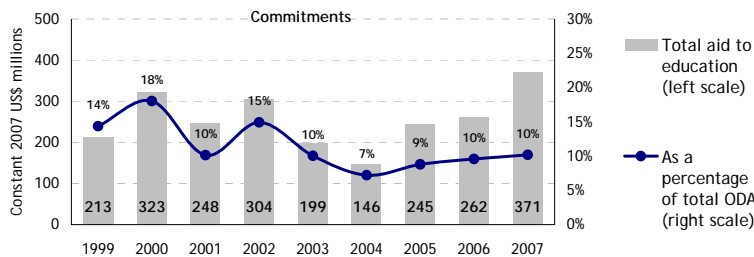
ODA as percentage of GNI increased since 1999 and remained below the 0.7% target.



Total ODA increased by 8,9% a year.

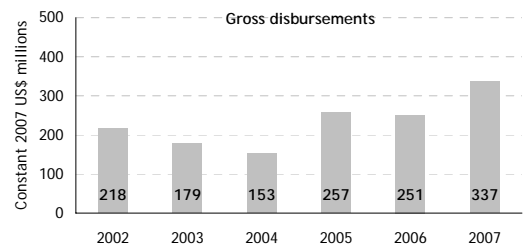
Spanish aid to education

► Total aid to education, change since Dakar



Commitments:


Total aid to education increased by 6,3% a year.



Disbursements:

Total aid to education increased by 7,6% a year.

► Distribution of aid to education by levels



Commitments:

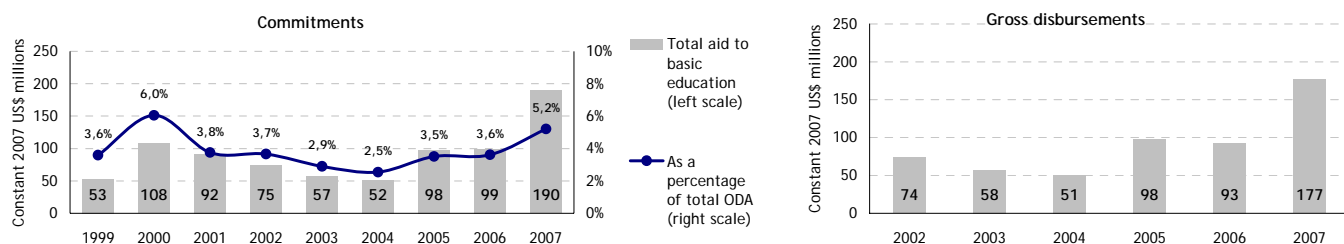
In 2007, basic education received on average about 51 % of Spanish aid to education.

Disbursements:

In 2007, basic education received on average about 52 % of Spanish aid to education.

Basic education

► Total aid to basic education, change since Dakar



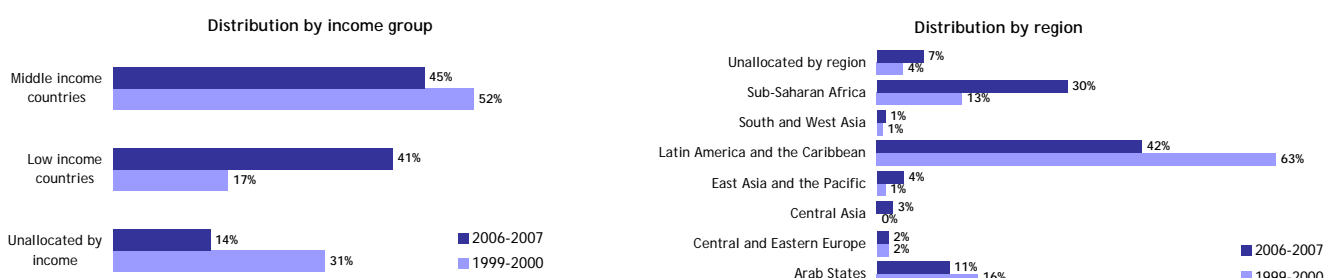
Commitments:

Total aid to basic education increased by 15,1% a year.

Disbursements:

Total aid to basic education increased by 15,7% a year.

► Distribution of aid to basic education by income groups and regions (commitments)



In 2006 and 2007, low income countries received 41% of Spanish aid to basic education.

The share of these countries in Spanish aid to basic education increased by 24 percentage points since Dakar.

In 2006 and 2007, Sub-Saharan Africa and South and West Asia countries received respectively 30% and 1% of Spanish aid to basic education.

Top 10 recipient countries of aid to basic education

Commitments

	Total aid to basic education 2006-2007 average (2007 constant US\$ million)	As a percentage of Spanish aid to basic education
Kenya	12	8,3%
Honduras	11	7,4%
Peru	7	4,8%
Ecuador	6	4,3%
Morocco	5	3,7%
Bolivia	5	3,4%
Equatorial Guinea	4	2,7%
Colombia	4	2,7%
Nicaragua	4	2,5%
Rwanda	3	2,3%

Disbursements

	Total aid to basic education 2007 (2007 constant US\$ million)	As a percentage of Spanish aid to basic education
Kenya	24	13,6%
Peru	8	4,6%
Morocco	7	3,7%
Rwanda	6	3,7%
Cameroon	6	3,3%
Nicaragua	6	3,2%
Madagascar	5	2,8%
Colombia	4	2,3%
Equatorial Guinea	4	2,3%
Mongolia	4	2,3%

About the data

These analyses were developed by the Education for All Global Monitoring Report team in April 2009. They are based on data from the OECD-DAC On-line Database on Annual Aggregates and the Creditor Reporting System (CRS) On-line Database on Aid Activities. All data are expressed in Constant 2007 US\$.

Difference between commitments and disbursements:

- Commitment is a firm obligation by a donor to provide specified assistance to a country or multilateral organization.
- Disbursements record the actual international transfer of financial resources or of goods or services valued by the donor.
- As the aid committed in a given year can be disbursed later, sometimes over several years, the annual aid figures based on commitments are not comparable to those based on disbursements.