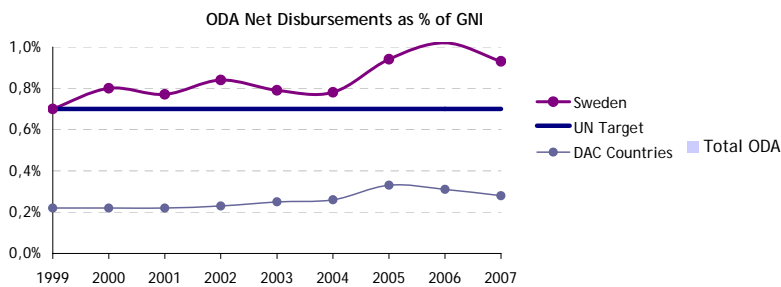
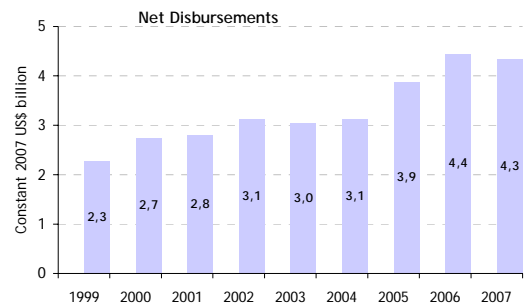


Overview of Swedish aid to education 1999-2007

Total ODA



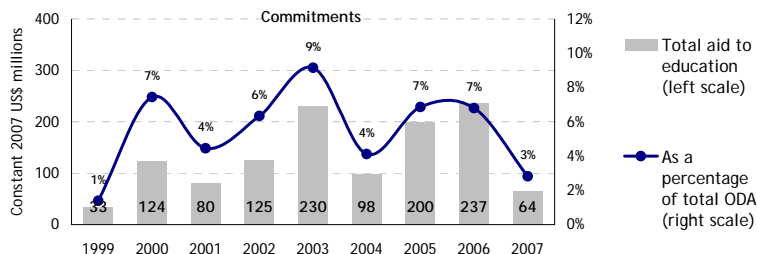
ODA as percentage of GNI increased since 1999 and remained above the 0.7% target.



Total ODA increased by 7,5% a year.

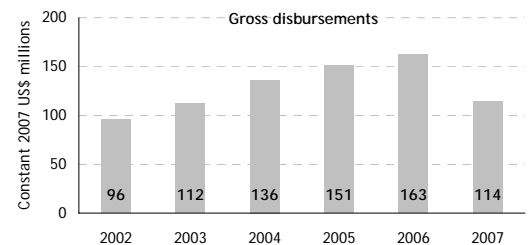
Swedish aid to education

► Total aid to education, change since Dakar



Commitments:

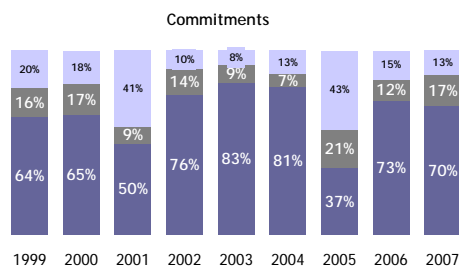
Total aid to education increased by 7,7% a year.



Disbursements:

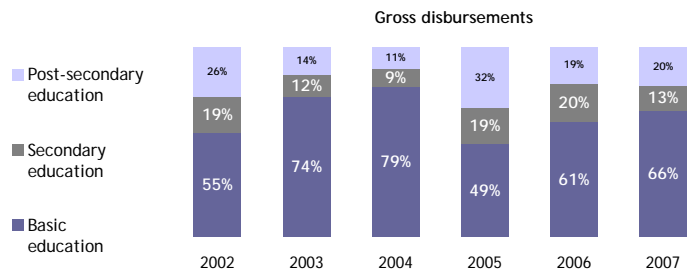
Total aid to education increased by 2,9% a year.

► Distribution of aid to education by levels



Commitments:

In 2007, basic education received on average about 70 % of Swedish aid to education.

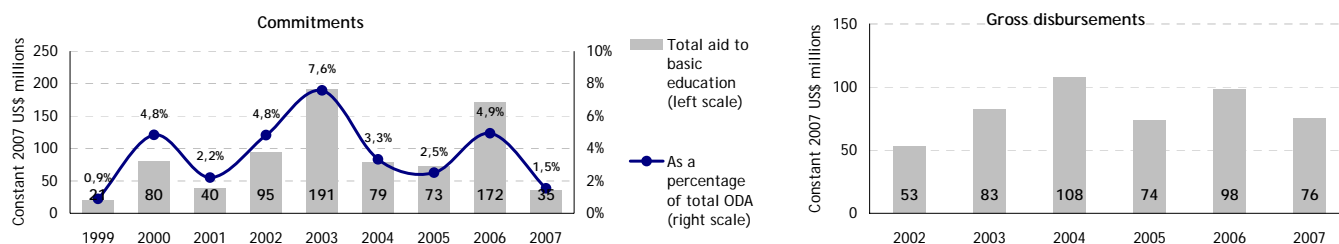


Disbursements:

In 2007, basic education received on average about 66 % of Swedish aid to education.

Basic education

► Total aid to basic education, change since Dakar



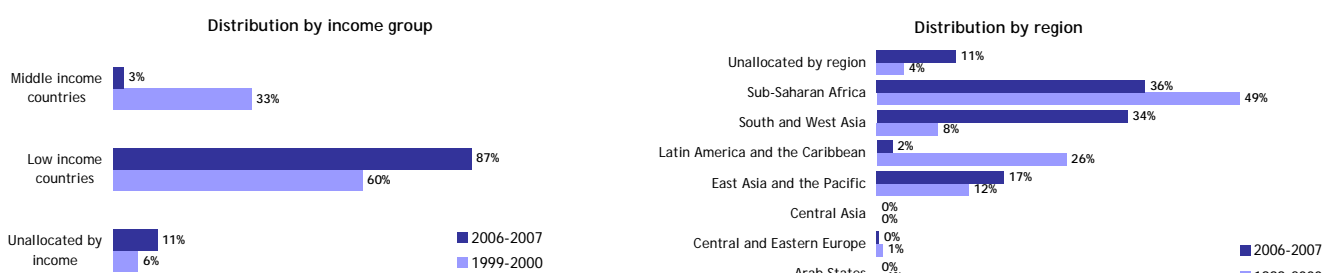
Commitments:

Total aid to basic education increased by 5,8% a year.

Disbursements:

Total aid to basic education increased by 6,2% a year.

► Distribution of aid to basic education by income groups and regions (commitments)



In 2006 and 2007, low income countries received 87% of Swedish aid to basic education.

The share of these countries in Swedish aid to basic education increased by 26 percentage points since Dakar.

In 2006 and 2007, Sub-Saharan Africa and South and West Asia countries received respectively 36% and 34% of Swedish aid to basic education.

Top 10 recipient countries of aid to basic education

Commitments

	Total aid to basic education 2006-2007 average (2007 constant US\$ million)	As a percentage of Swedish aid to basic education
Afghanistan	33	31,4%
Cambodia	14	13,9%
Mali	11	10,3%
United Republic of Tanzania	10	9,8%
Burkina Faso	7	6,9%
Timor-Leste	3	3,2%
Ethiopia	2	2,4%
Bangladesh	2	2,2%
Bolivia	2	2,1%
Côte d'Ivoire	2	1,9%

Disbursements

	Total aid to basic education 2007 (2007 constant US\$ million)	As a percentage of Swedish aid to basic education
Afghanistan	19	25,1%
Cambodia	7	9,7%
United Republic of Tanzania	7	8,8%
Bolivia	7	8,7%
Mali	5	6,5%
Mozambique	5	6,4%
Burkina Faso	3	4,2%
Ethiopia	3	3,4%
Bangladesh	2	3,0%
Côte d'Ivoire	2	2,9%

About the data

These analyses were developed by the Education for All Global Monitoring Report team in April 2009. They are based on data from the OECD-DAC On-line Database on Annual Aggregates and the Creditor Reporting System (CRS) On-line Database on Aid Activities. All data are expressed in Constant 2007 US\$.

Difference between commitments and disbursements:

- Commitment is a firm obligation by a donor to provide specified assistance to a country or multilateral organization.
- Disbursements record the actual international transfer of financial resources or of goods or services valued by the donor.
- As the aid committed in a given year can be disbursed later, sometimes over several years, the annual aid figures based on commitments are not comparable to those based on disbursements.