

Budgetary Evolution of UNESCO within the Context of the United Nations System*

Klaus Hübner

October 2016

* The ideas and opinions expressed in this publication are those of the authors; they are not necessarily those of UNESCO or Germany and do not commit them.

UNESCO: Adopted Regular Budgets, 1981-1983 – 2016-2017 (in Mill. US Dollars)

Year	Regular Budget
1981-1983	625.374
1984-1985	374.863
1986-1987	289.339
1988-1989	350.386
1990-1991	378.800
1992-1993	444.704
1994-1995	455.490
1996-1997	518.445
1998-1999	544.368
2000-2001	544.368
2002-2003	544.368
2004-2005	612.000
2006-2007	610.000
2008-2009	631.000
2010-2011	653.000
2012-2013 ¹	653.000
2014-2015 ²	653.000
2016-2017 ³	667.000

¹Actual expenditure plan: 465 million US dollars.

²Actual expenditure plan: 507 million US dollars.

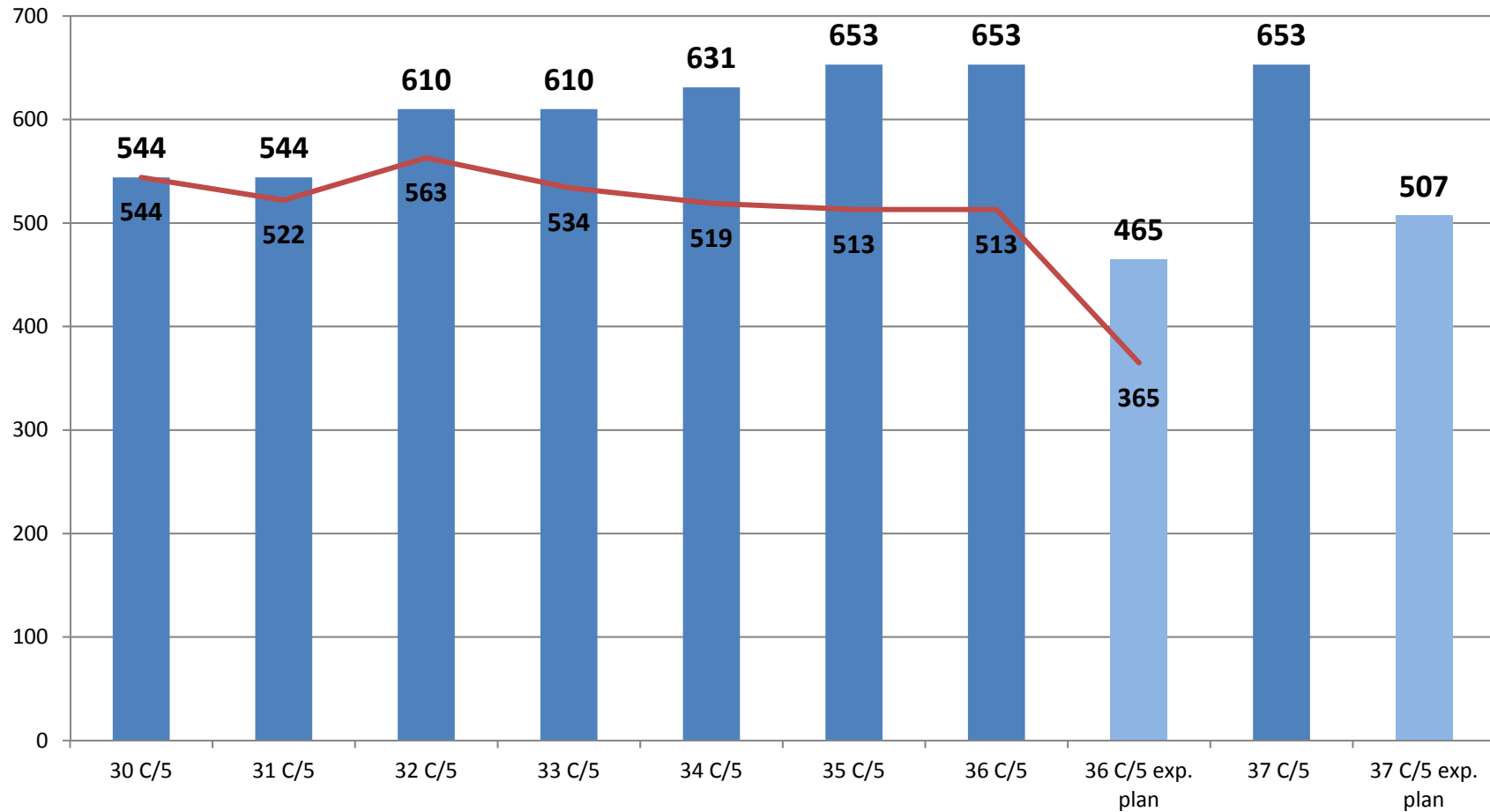
³Actual expenditure plan: 518 million US dollars.

Sources:

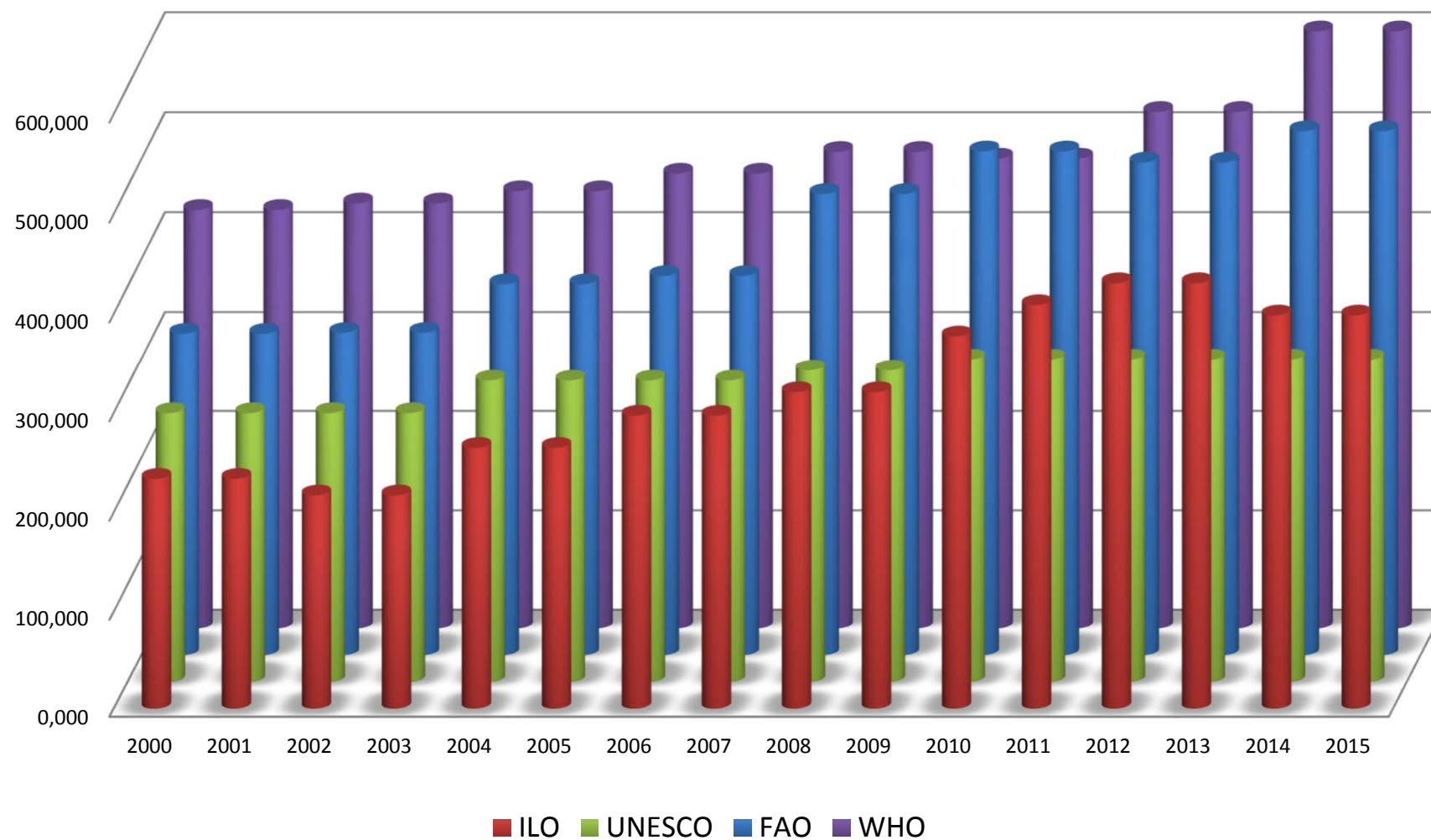
UNESCO: Records of the General Conference.

Paris: UNESCO, 1980 ff.

Adopted UNESCO Budgets, 2000-2001 – 2014-2015 (in Mill. US Dollars)

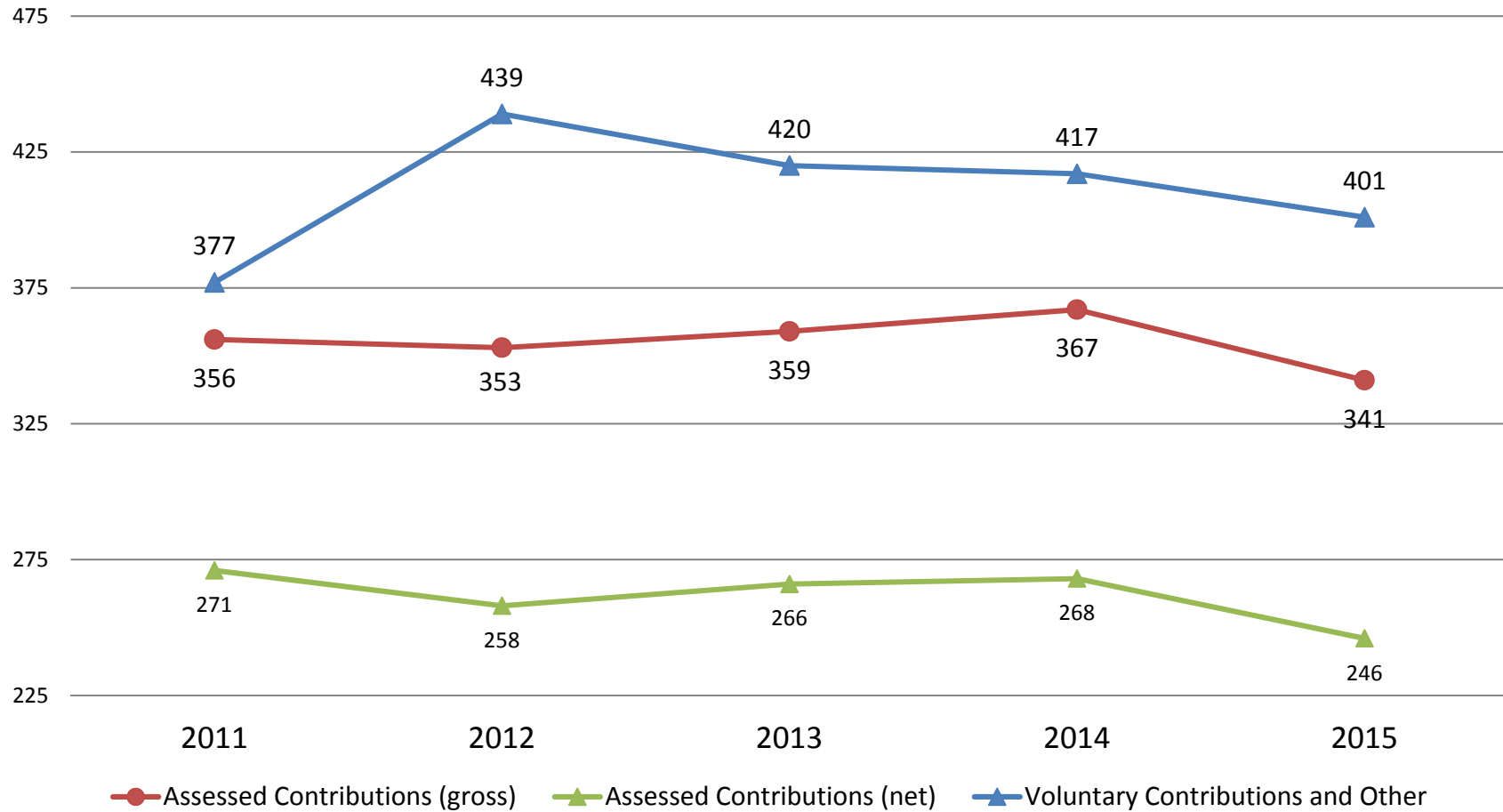


Adopted Regular Budgets, Selected Specialized Agencies, 2000 – 2015 (in Mill. US Dollars)

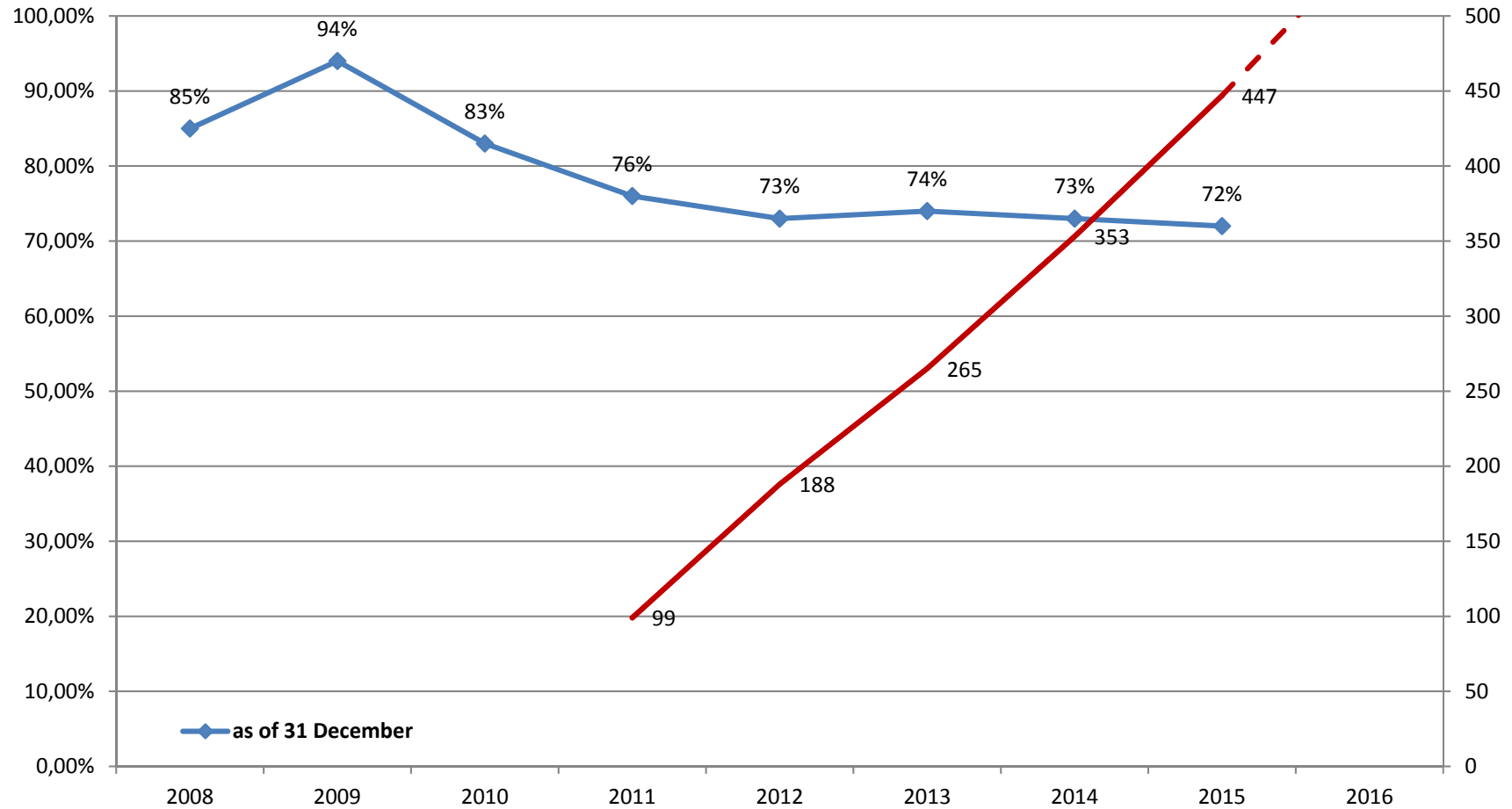


UNESCO: Revenue Trend, 2011-2015

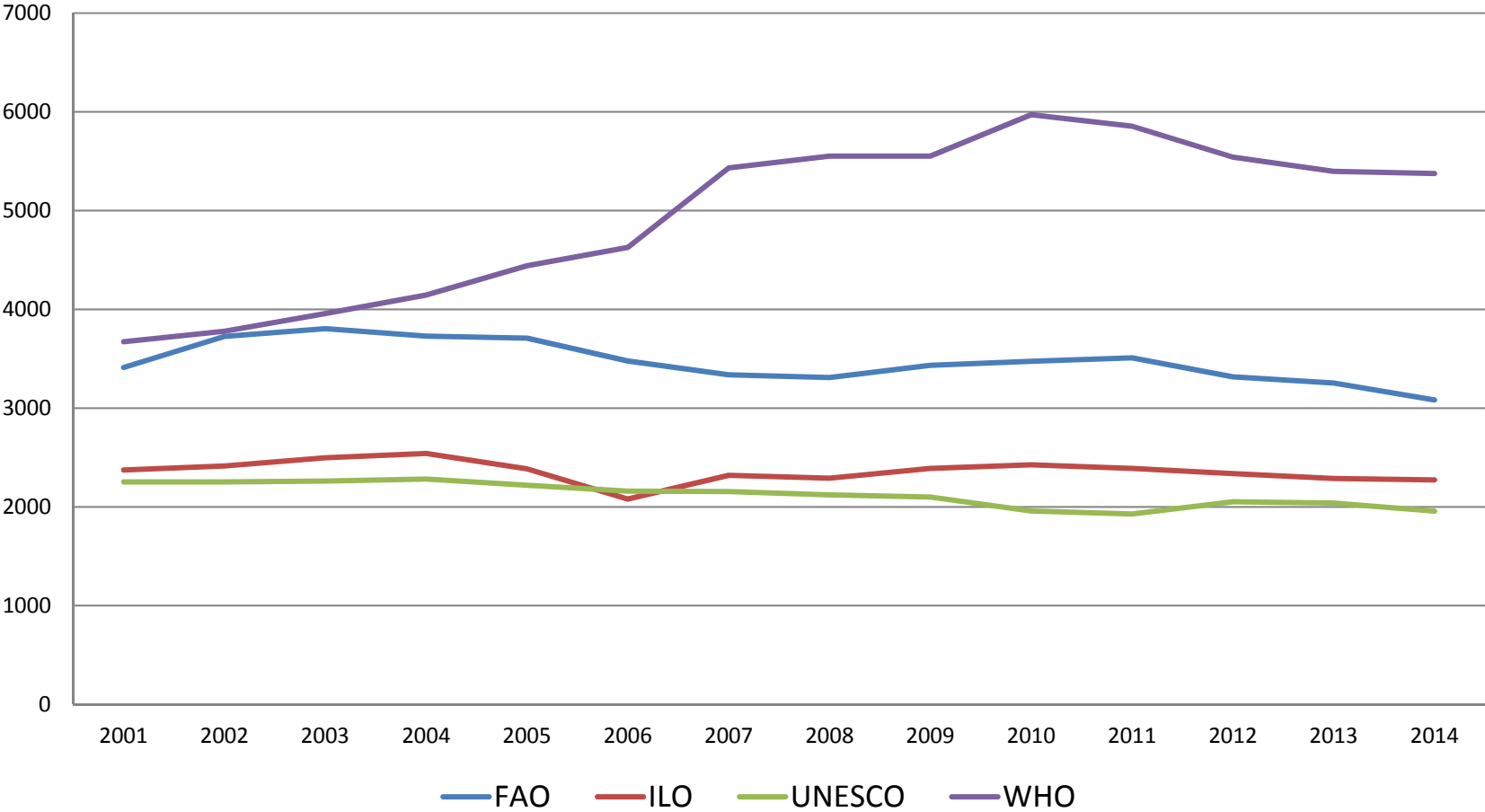
(in Mill. US Dollars)



Assessed Contributions Collection Rate and Outstanding Contributions (in Mill. US Dollars)



Number of Staff, Selected Specialized Agencies, as of 31 December 2001-2014



Multilateral Educational Assistance, 2000 – 2015 (in Mill. US Dollars)

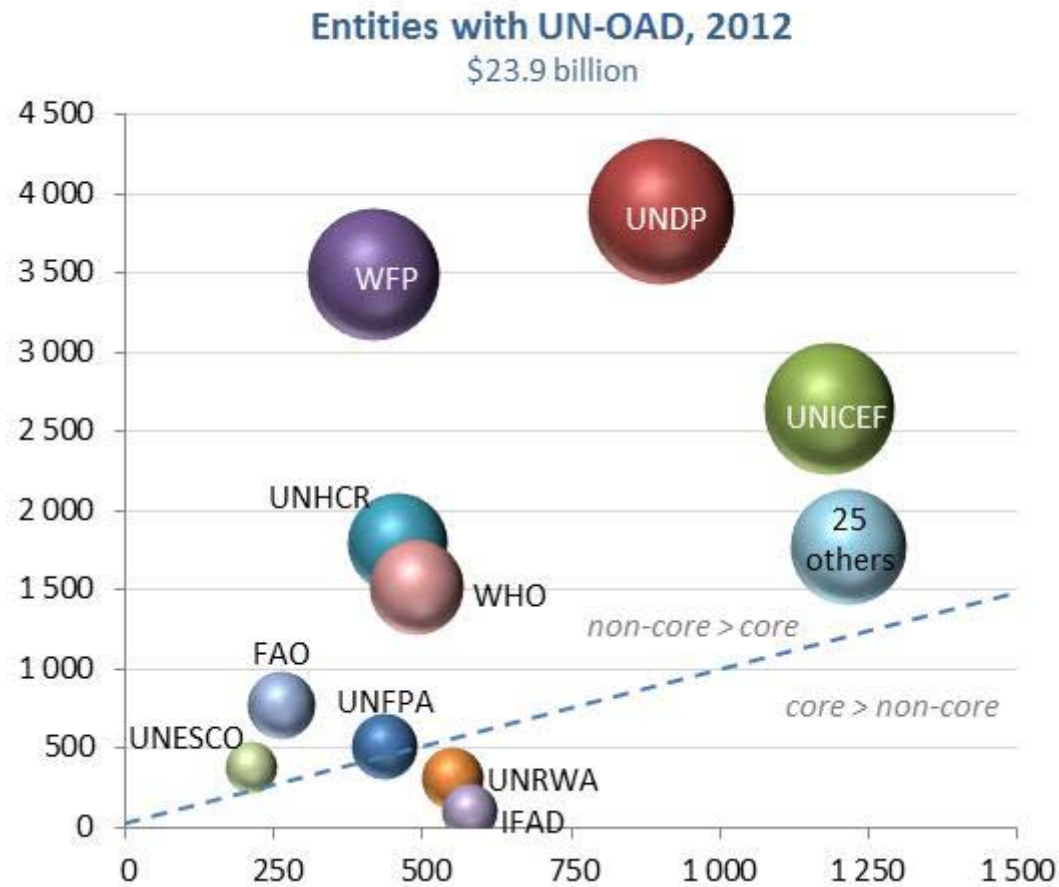
Year	UNESCO	IDA	UNICEF	UNDP	WFP	UNRWA	Total
2000	55	455	131	65	96	163	965
2001	55	578	174	72	228	164	1 271
2002	47	632	201	70	166	176	1 292
2003	47	1 023	233	63	220	185	1 771
2004	55	1 160	282	83	265	193	2 038
2005	55	885	433	106	325	259	2 063
2006	58	941	450	249	298	269	2 265
2007	58	1 601	512	240	347	267	2 645
2008	54	1 246	598	123	449	300	2 770
2009	54	1 976	629	–	445	312	3 416
2010	59	2 151	696	–	442	343	3 691
2011	59	1 159	708	–	482	349	2 757
2012	60	1 737	607	–	424	379	3 207
2013	60	1 788	713	–	346	228	3 135
2014	47	2 426	826	–	318	389	4 006
2015	48	2 145	1 001	–	321	390	3 905

Sources:

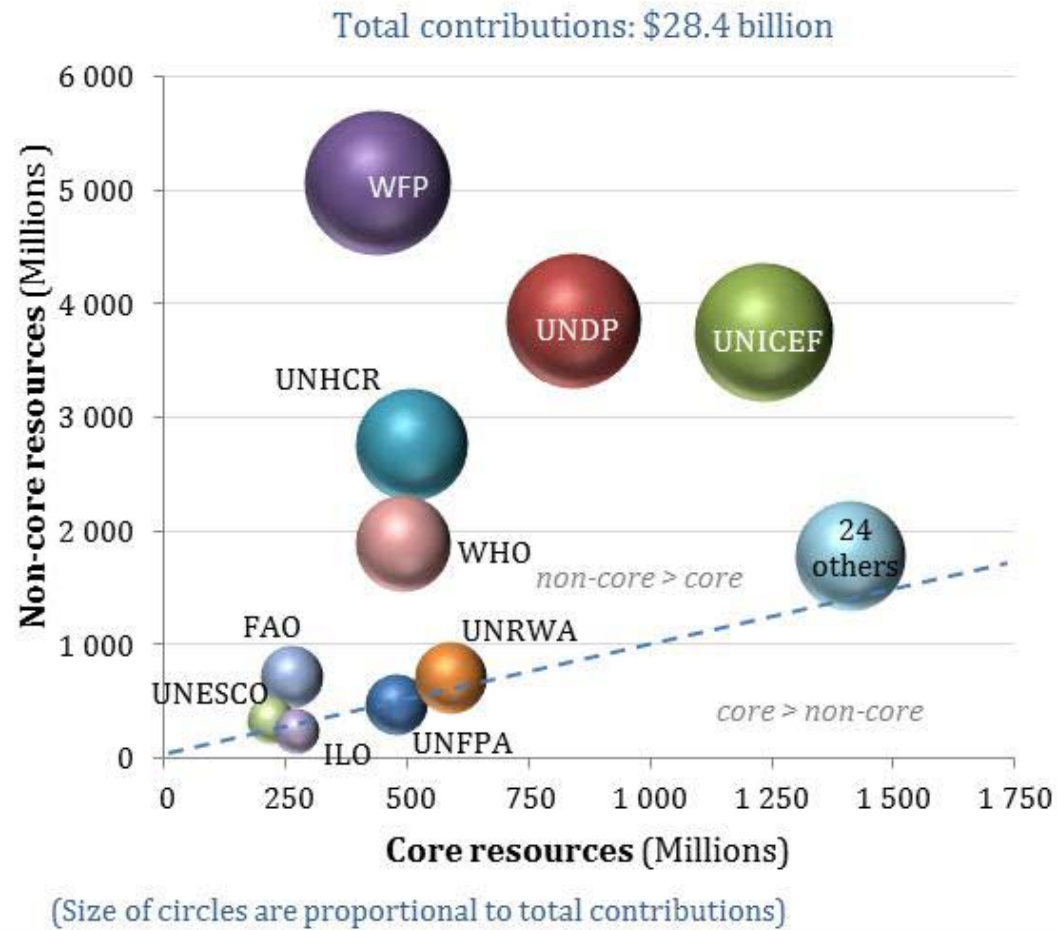
Hüfner, Klaus (2011a):
Multilaterale Bildungs-
finanzierung durch das UNO-
System. Berlin: Frank &
Timme, 2011, plus own
updates as from 2009.

Entities with United Nations Operational Activities for Development, 2012

\$23.9 billion



Contributions Received by UN Entities: 2014



UNESCO: Incentives for Companies to enter into a Partnership with the UN Agency:

- “Benefit from a **strong image transfer** by associating yourself with a reputable international brand and a prestigious UN agency
- Win greater **visibility** on the international scene
- Gain **access** to UNESCO’s wide and diverse public and private scene
- Benefit from UNESCO’s role of a **neutral and multi-stakeholder broker**
- Turn your Social Responsibility into reality
- Strengthen your **brand loyalty** through good corporate citizenship
- Boost your employees’ **motivation** through hands-on experience in UNESCO’s activities.”