




MAB Young Scientists Award Statistics (1989 - 2017)

 Country	Total No. of applications	Applicants			Total No. of Awards	Award winners			
		Year	Female	Male		Year	Female	Male	comment
AFGHANISTAN	3								
AFGHANISTAN		1990		1					
AFGHANISTAN		1992		1					
AFGHANISTAN		2014		1					
ALBANIA	3								
ALBANIA		1991		2					
ALBANIA		2014	1						
ALGERIA	15				2				
ALGERIA		1989	1						
ALGERIA		1990	2	1		1990	1		
ALGERIA		1991	1						
ALGERIA		1992	1						
ALGERIA		1998	2						
ALGERIA		2002	3						
ALGERIA		2014	1						
ALGERIA		2016		1		2016		1	
ALGERIA		2017	1	1					
ANGOLA	1								
ANGOLA		2011	1						
ARGENTINA	53				16				
ARGENTINA		1991		1		1991		1	
ARGENTINA		1992		1					
ARGENTINA		1993	1			1993	1		
ARGENTINA		1995	1	1					
ARGENTINA		1998	1	2		1998	1		
ARGENTINA		1999	2	1					
ARGENTINA		2000		1					
ARGENTINA		2001	3	1		2001	2		shared award
ARGENTINA		2002	3	1		2002	1		thematic award supp. By Austria
ARGENTINA		2003	1	2					
ARGENTINA		2004	1	2		2004	1	2	
ARGENTINA		2005	2	1					
ARGENTINA		2006	3						
ARGENTINA		2007	3			2007	1		
ARGENTINA		2008	2	2		2008	2		shared award
ARGENTINA		2009	2	1					
ARGENTINA		2010	1			2010	1		
ARGENTINA		2011		3		2011		2	1 shared award from Austria
ARGENTINA		2012	2						
ARGENTINA		2013		1					
ARGENTINA		2015	2			2015	1		
ARGENTINA		2017		2					
ARMENIA	6								
ARMENIA		1997	2						
ARMENIA		2004	1						
ARMENIA		2006	1						
ARMENIA		2006	1						
ARMENIA		2009	1						
AUSTRIA	5								
AUSTRIA		1989	1	1					


MAB Young Scientists Award Statistics (1989 - 2017)

 Country	Total No. of appli- cations	Applicants			Total No. of Awards	Award winners			
		Year	Female	Male		Year	Female	Male	comment
AUSTRIA		1994		1					
AUSTRIA		2011	1						
AUSTRIA		2012		1					
AUSTRALIA	1								
AUSTRALIA		1995	1						
AZERBAIJAN	8				1				
AZERBAIJAN		2000	1			2000	1		
AZERBAIJAN		2001	1	2					
AZERBAIJAN		2002		2					
AZERBAIJAN		2003	1						
AZERBAIJAN		2007	1						


MAB Young Scientists Award Statistics (1989 - 2017)

 Country	Total No. of applications	Applicants			Total No. of Awards	Award winners			
		Year	Female	Male		Year	Female	Male	comment
BANGLADESH	17								
BANGLADESH		1995		2					
BANGLADESH		1999		3					
BANGLADESH		2000		2					
BANGLADESH		2004	1	2					
BANGLADESH		2006	1	2					
BANGLADESH		2008	1	1					
BANGLADESH		2011		1					
BANGLADESH		2012		1					
BARBADOS	1								
BARBADOS		2006	1						
BELARUS	15				2				
BELARUS		1991		1		1991		1	
BELARUS		1993		1					
BELARUS		1994		1					
BELARUS		1995		1					
BELARUS		1997		1					
BELARUS		1998		1					
BELARUS		1999	2	1		1999	1		
BELARUS		2001	1	1					
BELARUS		2003	1						
BELARUS		2008	1						
BELARUS		2009	1						
BELARUS		2015		1					
BELGIUM	4				1				
BELGIUM		1990		1					
BELGIUM		1992	1						
BELGIUM		1995		1					
BELGIUM		2011	1			2011	1		
BELIZE	1				1				
BELIZE		2005		1		2005		1	
BENIN	29				8				
BENIN		1989		1					
BENIN		1990		1		1990		1	
BENIN		1993	1			1993	1		
BENIN		1995		1		1995		1	
BENIN		1996	1			1996	1		
BENIN		1997		1		1997		1	
BENIN		2000		1					
BENIN		2001		1					
BENIN		2002		1					
BENIN		2003	1			2003	1		
BENIN		2005		1					
BENIN		2007		2					
BENIN		2008	1	2					
BENIN		2009		3					
BENIN		2010		1		2010		1	
BENIN		2012		2		2012		1	
BENIN		2013		1					
BENIN		2014		2					
BENIN		2015	1	1					


MAB Young Scientists Award Statistics (1989 - 2017)

 Country	Total No. of applications	Applicants			Total No. of Awards	Award winners			
		Year	Female	Male		Year	Female	Male	comment
BENIN		2017	1	1					
BOLIVIA	8				1				
BOLIVIA		1992	1			1992	1		
BOLIVIA		2004	1						
BOLIVIA		2005		1					
BOLIVIA		2008	1						
BOLIVIA		2014		1					
BOLIVIA		2015		1					
BOLIVIA		2017	2						
BOSNIA & HERZEGOVINA	3								
BOSNIA & HERZEGOVINA		2002		1					
BOSNIA & HERZEGOVINA		2007		1					
BOSNIA & HERZEGOVINA		2008	1						


MAB Young Scientists Award Statistics (1989 - 2017)

	Country	Total No. of applications	Applicants			Total No. of Awards	Award winners			
			Year	Female	Male		Year	Female	Male	comment
	BRAZIL	19				6				
	BRAZIL		1990		1		1990		1	
	BRAZIL		1992	2	1					
	BRAZIL		1994	1			1994	1		
	BRAZIL		2002		2		2002		1	thematic award supp. By Austria
	BRAZIL		2003	2	1					
	BRAZIL		2004	1	1		2004		1	
	BRAZIL		2005		1		2005		1	
	BRAZIL		2006	1	1					
	BRAZIL		2008		1					
	BRAZIL		2010	2			2011		1	
	BRAZIL		2017		1					
	BULGARIA	34				5				
	BULGARIA		1992	1	3					
	BULGARIA		1993	1						
	BULGARIA		1994	1	1		1994	1		
	BULGARIA		1995		2		1995		1	
	BULGARIA		1996	2	1		1996	1	1	shared award
	BULGARIA		1997	1	1					
	BULGARIA		1998	1	2					
	BULGARIA		1999	3						
	BULGARIA		2000	1	2					
	BULGARIA		2002		1					
	BULGARIA		2003		2					
	BULGARIA		2005	2	1		2005	1		
	BULGARIA		2007		2					
	BULGARIA		2011		1					
	BULGARIA		2016	1						
	BULGARIA		2017	1						
	BURKINA FASO	18				3				
	BURKINA FASO		1990	1			1990	1		
	BURKINA FASO		1992		2					
	BURKINA FASO		1994	1						
	BURKINA FASO		1999	1	1		1999	1		
	BURKINA FASO		2001	1	1					
	BURKINA FASO		2004	1			2004	1		
	BURKINA FASO		2005		1					
	BURKINA FASO		2006		1					
	BURKINA FASO		2007	1						
	BURKINA FASO		2012		2					
	BURKINA FASO		2014		2					
	BURKINA FASO		2015		1					
	BURKINA FASO		2017		1					
	BURUNDI	3				1				
	BURUNDI		1993		1					
	BURUNDI		2002		1		2002		1	
	BURUNDI		2013		1					
	CABO VERDE	1	2007		1					
	CAMBODIA	5				1				
	CAMBODIA		1998		1		1998		1	


MAB Young Scientists Award Statistics (1989 - 2017)

 Country	Total No. of applications	Applicants			Total No. of Awards	Award winners			
		Year	Female	Male		Year	Female	Male	comment
CAMBODIA		1999		1					
CAMBODIA		2003		2					
CAMBODIA		2008		1					


MAB Young Scientists Award Statistics (1989 - 2017)

 Country	Total No. of applications	Applicants			Total No. of Awards	Award winners			
		Year	Female	Male		Year	Female	Male	comment
CAMEROON	28				5				
CAMEROON		1989		1		1989		1	
CAMEROON		1990	1	1		1990	1		
CAMEROON		1992		1		1992		1	
CAMEROON		1994		1		1994		1	
CAMEROON		2000		2					
CAMEROON		2001	1	2		2001	1		
CAMEROON		2002	1	1					
CAMEROON		2004		1					
CAMEROON		2005		3					
CAMEROON		2006		3					
CAMEROON		2007	1	1					
CAMEROON		2014	1	1					
CAMEROON		2015		1					
CAMEROON		2016		2					
CAMEROON		2017	2						
CANADA	2								
CANADA		1991		1					
CANADA		1993		1					
CENTR. AFR. REP	15				4				
CENTR. AFR. REP		1991		1		1991		1	
CENTR. AFR. REP		1999		1					
CENTR. AFR. REP		2000		1					
CENTR. AFR. REP		2002		2		2002		1	thematic award supp.by Austria
CENTR. AFR. REP		2006	1	1		2006	1		
CENTR. AFR. REP		2008		3					
CENTR. AFR. REP		2009	1	2		2009	1		
CENTR. AFR. REP		2016	1	1					
CHAD	12								
CHAD		1992		4					
CHAD		1999		1					
CHAD		2004		1					
CHAD		2009		2					
CHAD		2010		1					
CHAD		2012		2					
CHAD		2016		1					
CHILE	16				5				
CHILE		1996		1		1996		1	
CHILE		1999	1	1		1999	1		
CHILE		2000		1		2000		1	
CHILE		2006		1					
CHILE		2007	1	2					
CHILE		2008		2					
CHILE		2009	1	2		2009	2		one shared award
CHILE		2016	1						
CHILE		2017	1	1					1 Ecuador but endorsed by Chile
CHINA	46				15				
CHINA		1989		2		1989		1	
CHINA		1990	1	1		1990	1		
CHINA		1991		2		1991		1	
CHINA		1992		2		1992		1	


MAB Young Scientists Award Statistics (1989 - 2017)

	Country	Total No. of applications	Applicants			Total No. of Awards	Award winners			
			Year	Female	Male		Year	Female	Male	comment
	CHINA		1993	1	1		1993		1	
	CHINA		1994		1					
	CHINA		1995		2		1995		1	
	CHINA		1996		2		1996		1	
	CHINA		1997		2		1997		1	
	CHINA		1998		1					
	CHINA		1999	1						
	CHINA		2000	1	1		2000	1		
	CHINA		2001	1	2		2001		1	
	CHINA		2002	1	1		2002	1		
	CHINA		2003	1						
	CHINA		2004	1	1					
	CHINA		2005	1	1		2005	1		
	CHINA		2006	1	2					
	CHINA		2007		3		2007		1	
	CHINA		2008		2		2008		1	
	CHINA		2010		1		2010		1	
	CHINA		2011		2					
	CHINA		2012		2					
	CHINA		2014		1					
	CHINA		2015	1						
	CHINA		2017	1	1					
	COLOMBIA	15				3				
	COLOMBIA		1995		2					
	COLOMBIA		1999	2			1999	2		shared award
	COLOMBIA		2002	1						
	COLOMBIA		2005	1						
	COLOMBIA		2007	2						
	COLOMBIA		2008	1						
	COLOMBIA		2010		1					
	COLOMBIA		2011		2		2011		1	
	COLOMBIA		2015		1					
	COLOMBIA		2017	1	1					
	COMOROS	1								
	COMOROS		2016		1					
	CONGO(Brazaville)	18				3				
	CONGO(Brazaville)		1990		1		1990		1	
	CONGO(Brazaville)		1992		3		1992		1	
	CONGO(Brazaville)		1993		1					
	CONGO(Brazaville)		1998		1		1998		1	
	CONGO(Brazaville)		2000	1	2					
	CONGO(Brazaville)		2007		3					
	CONGO(Brazaville)		2011	1	1					
	CONGO(Brazaville)		2012		2					
	CONGO(Brazaville)		2014		2					
	CONGO(Brazaville)		2017		2					Received with significant delay
	COSTA RICA	12				4				
	COSTA RICA		1989		2					
	COSTA RICA		1990		1		1990		1	
	COSTA RICA		1992	1			1992	1		
	COSTA RICA		1995		1					
	COSTA RICA		1998	1			1998	1		


MAB Young Scientists Award Statistics (1989 - 2017)

 Country	Total No. of applications	Applicants			Total No. of Awards	Award winners			
		Year	Female	Male		Year	Female	Male	comment
COSTA RICA		2002	1	1					
COSTA RICA		2005		1					
COSTA RICA		2011	1			2011	1		
COSTA RICA		2017		2					
CÔTE D'IVOIRE	21				4				
CÔTE D'IVOIRE		1990		2					
CÔTE D'IVOIRE		1992	1						
CÔTE D'IVOIRE		2001	2	1					
CÔTE D'IVOIRE		2002		3		2002		1	
CÔTE D'IVOIRE		2006	1	2		2006	1		
CÔTE D'IVOIRE		2007	1	2					
CÔTE D'IVOIRE		2008	1						
CÔTE D'IVOIRE		2012		1		2012		1	
CÔTE D'IVOIRE		2013		1		2013		1	
CÔTE D'IVOIRE		2014		2					
CÔTE D'IVOIRE		2017		1					
CROATIA	5								
CROATIA		1998		1					
CROATIA		2001		1					
CROATIA		2003	1						
CROATIA		2012		1					
CROATIA		2016	1						
CUBA	30				6				
CUBA		1991	1						
CUBA		1992		3		1992		1	
CUBA		1996	1	1		1996		1	
CUBA		1997	1	1		1997	1		
CUBA		1999	2	1		1999		1	
CUBA		2000	1	1					
CUBA		2001	2	1					
CUBA		2002	3						
CUBA		2003	3			2003	1		
CUBA		2004	2	1					
CUBA		2007		1					
CUBA		2009	2	1		2009	1		
CUBA		2014		1					
CYPRUS	4								
CYPRUS		1999		3					
CYPRUS		2004	1						


MAB Young Scientists Award Statistics (1989 - 2017)

 Country	Total No. of applications	Applicants			Total No. of Awards	Award winners			
		Year	Female	Male		Year	Female	Male	comment
CZECH REPUBLIC	6				1				
CZECH REPUBLIC		1992		2					
CZECH REPUBLIC		1994		2		1994		1	
CZECH REPUBLIC		1995		1					
CZECH REPUBLIC		1998		1					
DEM. REP. CONGO	27				2				
DEM. REP. CONGO		1999	1	2		1999		1	
DEM. REP. CONGO		2001		3		2001		1	
DEM. REP. CONGO		2002		3					
DEM. REP. CONGO		2003		1					
DEM. REP. CONGO		2004		3					
DEM. REP. CONGO		2005	1	2					
DEM. REP. CONGO		2006		1					
DEM. REP. CONGO		2008		2					
DEM. REP. CONGO		2009		3					
DEM. REP. CONGO		2016	2	1					
DEM. REP. CONGO		2017		2					
DEM. REP. OF KOREA	8				4				
DEM. REP. OF KOREA		2001		1					
DEM. REP. OF KOREA		2005		1		2005		1	
DEM. REP. OF KOREA		2007	1			2007	1		
DEM. REP. OF KOREA		2009		2		2009	1		
DEM. REP. OF KOREA		2011		1		2011		1	Award supported by Austria
DEM. REP. OF KOREA		2012		1					
DEM. REP. OF KOREA		2014		1					
DENMARK	8				1				
DENMARK		1989		2		1989		1	
DENMARK		1991	1	1					
DENMARK		1992		1					
DENMARK		1993	2	1					
DOMINICAN REP.	1								
DOMINICAN REP.		2012		1					
ECUADOR	21				4				
ECUADOR		1991		1					
ECUADOR		1992		1					
ECUADOR		1994		1					
ECUADOR		1995	2						
ECUADOR		1998	1			1998	1		
ECUADOR		2000	1			2000	1		
ECUADOR		2002		1		2002		1	
ECUADOR		2004		1					
ECUADOR		2005	1	2					
ECUADOR		2006		1		2006		1	
ECUADOR		2009	2	1					
ECUADOR		2012		2					
ECUADOR		2015		1					
ECUADOR		2017		2					
EQUAT. GUINEA	1								
EQUAT. GUINEA		1992		1					


MAB Young Scientists Award Statistics (1989 - 2017)

	Country	Total No. of applications	Applicants			Total No. of Awards	Award winners			
			Year	Female	Male		Year	Female	Male	comment
	EGYPT	60				8				
	EGYPT		1990	3	2		1990	1	1	
	EGYPT		1991		6		1991		1	
	EGYPT		1992	1	2		1992	1		
	EGYPT		1994		2		1994		1	
	EGYPT		1995		2					
	EGYPT		1996	1	1					
	EGYPT		1997	2						
	EGYPT		1998	1	2					
	EGYPT		2000	1	2					
	EGYPT		2001		2					
	EGYPT		2002		3					
	EGYPT		2003		1		2003		1	
	EGYPT		2004	1	2					
	EGYPT		2005	2						
	EGYPT		2006		3					
	EGYPT		2007	1	2					
	EGYPT		2008	1						
	EGYPT		2009	1	2					
	EGYPT		2010	2			2010		1	
	EGYPT		2011	1	1					
	EGYPT		2012	1	1		2012		1	award supported by Austria
	EGYPT		2014	1	1					
	EGYPT		2016	1	1					
	EGYPT		2017		1					
	ESTONIA	2								
	ESTONIA		1998		2					
	ETHIOPIA	21				3				
	ETHIOPIA		1989		2		1989		1	
	ETHIOPIA		1991		1					
	ETHIOPIA		1993		2					
	ETHIOPIA		1994		2					
	ETHIOPIA		1997		2		1997		1	
	ETHIOPIA		1998		3		1998		1	
	ETHIOPIA		1999		1					
	ETHIOPIA		2002		1					
	ETHIOPIA		2004		1					
	ETHIOPIA		2006		1					
	ETHIOPIA		2007		1					
	ETHIOPIA		2009		1					
	ETHIOPIA		2013	1	1					
	ETHIOPIA		2014	1						
	FINLAND	2								
	FINLAND		1993	1	1					
	FRANCE	18				6				
	FRANCE		1989		2		1989		1	
	FRANCE		1990		1		1990		1	
	FRANCE		1991		3		1991		1	
	FRANCE		1992		2		1992		1	
	FRANCE		1993	3						
	FRANCE		1994		1		1994		1	


MAB Young Scientists Award Statistics (1989 - 2017)

	Country	Total No. of applications	Applicants			Total No. of Awards	Award winners			
			Year	Female	Male		Year	Female	Male	comment
	FRANCE		1995	1	1					
	FRANCE		1997		1					
	FRANCE		2002	1						
	FRANCE		2010	1			2010		1	
	FRANCE		2015		1					
	GABON	14				4				
	GABON		1989		2		1989		1	
	GABON		1998	1			1998	1		
	GABON		2000		1					
	GABON		2001		1		2001		1	
	GABON		2005		1					
	GABON		2007		1					
	GABON		2008	1	1					
	GABON		2009	1	2		2009		1	
	GABON		2011		1					
	GABON		2015	1						
	GEORGIA	10								
	GEORGIA		1993		2					
	GEORGIA		1995		1					
	GEORGIA		1996	1						
	GEORGIA		1997		1					
	GEORGIA		1998	1						
	GEORGIA		1999	1						
	GEORGIA		2004		1					
	GEORGIA		2005		1					
	GEORGIA		2009		1					
	GERMANY	2								
	GERMANY		1995		1					
	GERMANY		2010		1					
	GHANA	40				7				
	GHANA		1992		2					
	GHANA		1993		2					
	GHANA		1998		2		1998		1	
	GHANA		1999		2		1999		1	
	GHANA		2000	1	2		2000	1		
	GHANA		2001		1					
	GHANA		2004	2						
	GHANA		2005	1	3					2 proj. but 4 appl. (1f. & 2m.)
	GHANA		2006		2		2006		1	
	GHANA		2007		2					
	GHANA		2008	1	2		2008	1		
	GHANA		2009		2					
	GHANA		2010		2		2010		1	
	GHANA		2011	1	1					
	GHANA		2012	1						
	GHANA		2013	1	1					
	GHANA		2015	1	1		2015		1	
	GHANA		2016		2					
	GHANA		2017	1	1					
	GREECE	5								
	GREECE		1993		1					


MAB Young Scientists Award Statistics (1989 - 2017)

 Country	Total No. of appli- cations	Applicants			Total No. of Awards	Award winners			
		Year	Female	Male		Year	Female	Male	comment
GREECE		1994		1					
GREECE		1996	1	1					
GREECE		2006		1					
GRENADA	2	2014		2					
GUATEMALA	8				1				
GUATEMALA		1996		1					
GUATEMALA		2004		2					
GUATEMALA		2005	2			2005	1		
GUATEMALA		2008	1						
GUATEMALA		2014		2					


MAB Young Scientists Award Statistics (1989 - 2017)

	Country	Total No. of applications	Applicants			Total No. of Awards	Award winners			
			Year	Female	Male		Year	Female	Male	comment
	GUINEA	37				7				
	GUINEA		1991		2					
	GUINEA		1992		1		1992		1	
	GUINEA		1994		1					
	GUINEA		1995	1	1		1995	1	1	
	GUINEA		1997		1					
	GUINEA		1998	1	2		1998	1		
	GUINEA		2000		2					
	GUINEA		2001		2		2001		1	
	GUINEA		2002		3					
	GUINEA		2003		3		2003		1	
	GUINEA		2004		3					
	GUINEA		2005	1	2					
	GUINEA		2006	1	2					
	GUINEA		2007	2						
	GUINEA		2008	1	1					
	GUINEA		2016	1	1		2016	1		
	GUINEA		2017	1	1					
	GUYANA	2								
	GUYANA		2007	1	1					
	HAITI	1								
	HAITI		1991		1					
	HUNGARY	4								
	HUNGARY		2008		1					
	HUNGARY		2012	2						
	HUNGARY		2017		1					
	INDIA	18				3				
	INDIA		1990		1					
	INDIA		1996		1					
	INDIA		1997		1		1997	1		
	INDIA		2000		2					
	INDIA		2001		2					
	INDIA		2002		3					
	INDIA		2008		1					
	INDIA		2011		1					
	INDIA		2012	1	1		2012		1	
	INDIA		2013		1		2013		1	
	INDIA		2014		2					
	INDIA		2015	1						
	INDONESIA	29				6				
	INDONESIA		1990	1	1		1990		1	
	INDONESIA		1991	1	3					
	INDONESIA		1992	1	1		1992		1	
	INDONESIA		1995		1					
	INDONESIA		2001	2	1					
	INDONESIA		2002		1		2002		1	
	INDONESIA		2006	1	2					
	INDONESIA		2007	2						
	INDONESIA		2008	3						
	INDONESIA		2009		2					


MAB Young Scientists Award Statistics (1989 - 2017)

 Country	Total No. of applications	Applicants			Total No. of Awards	Award winners			
		Year	Female	Male		Year	Female	Male	comment
INDONESIA		2010		1		2010		1	& 1 award supported by Austria
INDONESIA		2011		2		2011		1	
INDONESIA		2012	1	1		2012	1		award supported by Austria
INDONESIA		2016	1						
IRAQ	10								
IRAQ		1994	1	1					
IRAQ		1995		2					
IRAQ		1999		1					
IRAQ		2001		1					
IRAQ		2002	1	1					
IRAQ		2003	1	1					


MAB Young Scientists Award Statistics (1989 - 2017)

 Country	Total No. of applications	Applicants			Total No. of Awards	Award winners			
		Year	Female	Male		Year	Female	Male	comment
IRAN	44				6				
IRAN		1989		1					
IRAN		1990		1					
IRAN		1991		1					
IRAN		1992		1					
IRAN		1993		2					
IRAN		1994		2					
IRAN		1996		2					
IRAN		1998		1					
IRAN		1999		1		1999		1	
IRAN		2001		2					
IRAN		2002	1	3		2002	1		thematic award supp.by Austria
IRAN		2004		2					
IRAN		2005		2		2005		1	
IRAN		2006		1					
IRAN		2007		2					
IRAN		2008	1	1					
IRAN		2009		3		2009		1	
IRAN		2010		2					
IRAN		2011	2						
IRAN		2012		2					
IRAN		2013	2			2013	1		
IRAN		2014	1	1		2014	1		
IRAN		2015	1	1					
IRAN		2016	1	1					
ISRAEL	12								
ISRAEL		1990		2					
ISRAEL		1992		2					
ISRAEL		1993		1					
ISRAEL		1998		1					
ISRAEL		2000	1						
ISRAEL		2001	1						
ISRAEL		2004	1	1					
ISRAEL		2007	1	1					
ITALY	14				2				
ITALY		1992		2					
ITALY		1997		1		1997		1	
ITALY		1999	2						
ITALY		2007	1						
ITALY		2008	2	1		2008	1		
ITALY		2009	1	1					
ITALY		2010	1						
ITALY		2011		2					
JAMAICA	1								
JAMAICA		2008	1						
JAPAN	2								
JAPAN		1994		1					
JAPAN		2016		1					
JORDAN	4				1				
JORDAN		1997		1					


MAB Young Scientists Award Statistics (1989 - 2017)

 Country	Total No. of applications	Applicants			Total No. of Awards	Award winners			
		Year	Female	Male		Year	Female	Male	comment
JORDAN		2001	2						1 app sub by Egypt
JORDAN		2005		1		2005		1	
KAZAKHSTAN	8				1				
KAZAKHSTAN		1997		2		1997		1	
KAZAKHSTAN		2004	3						
KAZAKHSTAN		2012		2					
KAZAKHSTAN		2017	1						
KENYA	29				5				
KENYA		1990		5					
KENYA		1991	1						
KENYA		1993		1					
KENYA		1998		1					
KENYA		2000		1					
KENYA		2001		3		2001		1	
KENYA		2002	1	1					
KENYA		2003		1					
KENYA		2004	1			2004	1		
KENYA		2008	1	2		2008	1		
KENYA		2010	1	1		2010		1	& 1 award supported by Austria
KENYA		2012		1		2010		1	& 1 award supported by Austria
KENYA		2013	1						
KENYA		2014	1	1					
KENYA		2015		1					
KENYA		2016		2					
KENYA		2017		1					


MAB Young Scientists Award Statistics (1989 - 2017)

 Country	Total No. of applications	Applicants			Total No. of Awards	Award winners			
		Year	Female	Male		Year	Female	Male	comment
KOREA, REP. OF	10				3				
KOREA, REP. OF		1991		2		1991		1	
KOREA, REP. OF		1994		2					
KOREA, REP. OF		1998		1					
KOREA, REP. OF		2000	1			2000	1		
KOREA, REP. OF		2005				2005			
KOREA, REP. OF		2006	1	1		2006	1		
KOREA, REP. OF		2008		1					
KOREA, REP. OF		2012		1					
KUWAIT		2							
KUWAIT	2004			2					
KYRGYZSTAN REP.	10				1				
KYRGYZSTAN REP.		1997	2						
KYRGYZSTAN REP.		2004		3					
KYRGYZSTAN REP.		2006	2						
KYRGYZSTAN REP.		2008	2	1		2008	1		
LAO PDR									
LAO PDR	2	2009	2						
LATVIA	8				1				
LATVIA		1998	1						
LATVIA		2000	1						
LATVIA		2002		1		2002		1	
LATVIA		2009	2	1					
LATVIA		2011		1					
LATVIA		2012	1						
LEBANON	11				2				
LEBANON		1993	1						
LEBANON		1997	1	1					
LEBANON		1998	1						
LEBANON		1999		1					
LEBANON		2000		2					
LEBANON		2003		1		2003		1	
LEBANON		2008		1					
LEBANON		2014	1	1		2014		1	
LESOTHO	1								
LESOTHO		2002		1					
LITHUANIA	5								
LITHUANIA		1995		2					
LITHUANIA		1996		1					
LITHUANIA		2003	1						
LITHUANIA		2008	1						
LUXEMBOURG	1								
LUXEMBOURG		1991		1					
MACEDONIA	2								
MACEDONIA		1998		2					
MADAGASCAR	40				6				


MAB Young Scientists Award Statistics (1989 - 2017)

 Country	Total No. of applications	Applicants			Total No. of Awards	Award winners			
		Year	Female	Male		Year	Female	Male	comment
MADAGASCAR		1989	1	1		1989	1		
MADAGASCAR		1993	1	1		1993	1	1	
MADAGASCAR		1996		2		1996		1	
MADAGASCAR		1997		1					
MADAGASCAR		1998	1	1					
MADAGASCAR		1999		2					
MADAGASCAR		2001		1					
MADAGASCAR		2002	1	1					
MADAGASCAR		2004	2	1					
MADAGASCAR		2005	2	1					
MADAGASCAR		2006	2	1					
MADAGASCAR		2007	1	1					shared award
MADAGASCAR		2008	1	3					
MADAGASCAR		2010	2						
MADAGASCAR		2011	1	1		2011	1		
MADAGASCAR		2012		2		2012	1		
MADAGASCAR		2014		2					
MADAGASCAR		2016		1					
MADAGASCAR		2017	2						
MALAWI	6				1				
MALAWI		1999	1			1999	1		
MALAWI		2001		1					
MALAWI		2004		1					
MALAWI		2008		1					
MALAWI		2009		1					
MALAWI		2013		1					
MALAYSIA	33				1				
MALAYSIA		1990		1					
MALAYSIA		1991		2					
MALAYSIA		1997	1	2					
MALAYSIA		1998		3					
MALAYSIA		1999	2	1					
MALAYSIA		2000		3					
MALAYSIA		2005	1	2					
MALAYSIA		2006	3						
MALAYSIA		2007	1	2					
MALAYSIA		2011	1	1					
MALAYSIA		2012	1	1					
MALAYSIA		2013	1	1					
MALAYSIA		2016		1		2016		1	
MALAYSIA		2017		2					
MALI	13				4				
MALI		1993		1		1993		1	
MALI		1996		1		1996		1	
MALI		2004		2		2004		1	
MALI		2005		1					
MALI		2006		1					
MALI		2008		1					
MALI		2011		1					
MALI		2012	1			2012	1		
MALI		2015		1					
MALI		2016		2					
MALI		2017	1						


MAB Young Scientists Award Statistics (1989 - 2017)

 Country	Total No. of applications	Applicants			Total No. of Awards	Award winners			
		Year	Female	Male		Year	Female	Male	comment
MAURITANIA	5								
MAURITANIA		2003		1					
MAURITANIA		2004	2	1					
MAURITANIA		2007	1						
MAURITIUS	3				1				
MAURITIUS		1990	1			1990	1		
MAURITIUS		2002	2						
MEXICO	41				12				
MEXICO		1991	1			1991	1		
MEXICO		1992		2		1992		1	
MEXICO		1994		1		1994		1	
MEXICO		1995		2		1995		2	
MEXICO		1996		2					
MEXICO		1997	1			1997	1		
MEXICO		1998		2					
MEXICO		1999	2	1					
MEXICO		2000	1						
MEXICO		2002	1	2					
MEXICO		2003	1	2					
MEXICO		2004		3		2004		1	
MEXICO		2005	1	2					
MEXICO		2006	2			2006	1		
MEXICO		2009	2	1		2009	1		
MEXICO		2011		2		2011		1	
MEXICO		2012	1	1					
MEXICO		2013	1			2013	1		
MEXICO		2014	2			2014	1		
MEXICO		2017		2					
MOLDOVA	2								
MOLDOVA		2004		1					
MOLDOVA		2008		1					
MONGOLIA	4								
MONGOLIA		2005		1					
MONGOLIA		2014		2					
MONGOLIA		2017		1					
MONACO	1								
MONACO		1998	1						
MOROCCO	26				6				
MOROCCO		1989		2		1989		1	
MOROCCO		1992	1	1					
MOROCCO		1994		2		1994		1	
MOROCCO		2000	1	1					
MOROCCO		2001	1	1					
MOROCCO		2003		1		2003		1	
MOROCCO		2006	1	1		2006		1	
MOROCCO		2007	2	1		2007	1		
MOROCCO		2008	3						
MOROCCO		2009	2						
MOROCCO		2010	1			2010	1		
MOROCCO		2011		2					


MAB Young Scientists Award Statistics (1989 - 2017)

 Country	Total No. of applications	Applicants			Total No. of Awards	Award winners			
		Year	Female	Male		Year	Female	Male	comment
MOROCCO		2014	1						
MOROCCO		2016		1					
MOZAMBIQUE	3								
MOZAMBIQUE		1998	1	1					
MOZAMBIQUE		2006		1					
MYANMAR	8				1				
MYANMAR		1992		2					
MYANMAR		2004	2	1		2004		1	
MYANMAR		2007	3						
NAMIBIA	2	2009	1	1					
NEPAL	12				1				
NEPAL		1990		2					
NEPAL		1991		3		1991		1	
NEPAL		1992		1					
NEPAL		2000		1					
NEPAL		2001	1						
NEPAL		2007	1						
NEPAL		2009	1						
NEPAL		2013		1					
NEPAL		2014		1					
NEW ZEALAND	6				1				
NEW ZEALAND		1989		1					
NEW ZEALAND		1991	1	1		1991	1		
NEW ZEALAND		1996	1						
NEW ZEALAND		1998		2					
NICARAGUA	2				1				
NICARAGUA		2008	1						
NICARAGUA		2013	1			2013	1		
NIGER	20				1				
NIGER		1990		1					
NIGER		1999		2					
NIGER		2000	1						
NIGER		2001		1					
NIGER		2003		2		2003		1	
NIGER		2006		2					
NIGER		2007		2					
NIGER		2008		2					
NIGER		2009		3					
NIGER		2011		1					
NIGER		2015	1						
NIGER		2017		2					
NIGERIA	35				2				
NIGERIA		1990		7		1990		1	
NIGERIA		1992		2					
NIGERIA		1997		1					
NIGERIA		1999	1	1					
NIGERIA		2000	1	2					
NIGERIA		2001		3		2001		1	


MAB Young Scientists Award Statistics (1989 - 2017)

	Country	Total No. of applications	Applicants			Total No. of Awards	Award winners			
			Year	Female	Male		Year	Female	Male	comment
	NIGERIA		2002		3					
	NIGERIA		2004	1	1					
	NIGERIA		2005	1	2					
	NIGERIA		2006		2					
	NIGERIA		2007	1	2					
	NIGERIA		2008	1						
	NIGERIA		2013		1					
	NIGERIA		2014	2						
	OMAN	4								
	OMAN		1994		2					
	OMAN		2007		1					
	OMAN		2008		1					
	PAKISTAN	19								
	PAKISTAN		1989		1					
	PAKISTAN		1991	1	1					
	PAKISTAN		1992		4					
	PAKISTAN		1995	1						
	PAKISTAN		1999	1	2					
	PAKISTAN		2000		1					
	PAKISTAN		2001	1						
	PAKISTAN		2002	1						
	PAKISTAN		2003	2	1					
	PAKISTAN		2007	1						
	PAKISTAN		2009		1					
	PALAU	1								
	PALAU		2008	1						
	PALESTINE AUTH.	6				1				
	PALESTINE AUTH.		2001	1	1					
	PALESTINE AUTH.		2006		1					
	PALESTINE AUTH.		2008	2	1		2008	1		
	PANAMA	1	2010		1					
	PAPUA NEW GUINEA	4				3				
	PAPUA NEW GUINEA		1991		2		1991		2	
	PAPUA NEW GUINEA		1992		1		1992		1	
	PAPUA NEW GUINEA		1995		1					
	PARAGUAY	3								
	PARAGUAY		2004		1					
	PARAGUAY		2005		1					
	PARAGUAY		2007	1						
	PERU	24				3				
	PERU		1990		1		1990		1	
	PERU		1992	1			1992	1		
	PERU		1993	1			1993	1		
	PERU		1996	1						
	PERU		1997		1					
	PERU		1998	2	1					
	PERU		2004	1	1					
	PERU		2005	2	1					


MAB Young Scientists Award Statistics (1989 - 2017)

 Country	Total No. of applications	Applicants			Total No. of Awards	Award winners			
		Year	Female	Male		Year	Female	Male	comment
PERU		2006	1	2					
PERU		2008	1	2					
PERU		2012	2	0					
PERU		2013		1					
PERU		2017		2					
PHILIPPINES	11				6				
PHILIPPINES		1989		2		1989		1	
PHILIPPINES		1991	1			1991	1		
PHILIPPINES		1992	1			1992	1		
PHILIPPINES		1993		1		1993		1	
PHILIPPINES		1994		1		1994		1	
PHILIPPINES		2001	1	1					
PHILIPPINES		2005	1						
PHILIPPINES		2008		1					
PHILIPPINES		2014		1		2014		1	


MAB Young Scientists Award Statistics (1989 - 2017)

 Country	Total No. of applications	Applicants			Total No. of Awards	Award winners			
		Year	Female	Male		Year	Female	Male	comment
POLAND	13				2				
POLAND		1990	2	1					
POLAND		1992		2		1992		1	
POLAND		1999	1	2					
POLAND		2000		1					
POLAND		2001		2					
POLAND		2007	1			2007	1		
POLAND		2015	1						
PORTUGAL	5				1				
PORTUGAL		1991	1			1991	1		
PORTUGAL		2011		1					
PORTUGAL		2012		1					
PORTUGAL		2014	1						
Portugal		2016	1						
ROMANIA	28				3				
ROMANIA		1991	1	2					
ROMANIA		1992	1	1					
ROMANIA		1993		1					
ROMANIA		1996	2			1996	1		
ROMANIA		1998	1						
ROMANIA		2000	2	1		2000	1		
ROMANIA		2001	1						
ROMANIA		2002	1						
ROMANIA		2004	2	1		2004		1	
ROMANIA		2005	1						
ROMANIA		2006	1	2					
ROMANIA		2007	1	2					
ROMANIA		2008		2					
ROMANIA		2016		2					
RUSSIA	39				12				
RUSSIA		1992	1						
RUSSIA		1993	1	1		1993	1		
RUSSIA		1994		1					
RUSSIA		1995		1		1995		1	
RUSSIA		1996	2	1					
RUSSIA		1997	1	1		1997		1	
RUSSIA		1998	1	2					
RUSSIA		1999		3		1999		1	
RUSSIA		2000	1	1		2000		1	
RUSSIA		2002		1					
RUSSIA		2003	1	1					
RUSSIA		2004	1	1					
RUSSIA		2005	1						
RUSSIA		2006	1			2006	1		
RUSSIA		2007	1	1		2007		1	
RUSSIA		2008	2	1		2008	1		
RUSSIA		2009	2	1		2009	1		
RUSSIA		2011	2			2011	1		
RUSSIA		2012	1	1		2012	1		
RUSSIA		2015		1					
RUSSIA		2016	1			2016	1		


MAB Young Scientists Award Statistics (1989 - 2017)

 Country	Total No. of applications	Applicants			Total No. of Awards	Award winners			
		Year	Female	Male		Year	Female	Male	comment
RWANDA	1	2009		1					
SAINT LUCIA	1	2008		1					
SENEGAL	52				5				
SENEGAL		1990	1	8		1990		1	
SENEGAL		1991		2		1991		1	
SENEGAL		1992		2		1992		1	
SENEGAL		1993	1	8					
SENEGAL		1994		1					
SENEGAL		1995		1					
SENEGAL		1997		1					
SENEGAL		2001	2	1					
SENEGAL		2003		1					
SENEGAL		2004		1					
SENEGAL		2005	1						
SENEGAL		2006	1	2					
SENEGAL		2007	2	1		2007	1		
SENEGAL		2009		3					
SENEGAL		2010		2					
SENEGAL		2011	1	1					
SENEGAL		2012	1			2012	1		
SENEGAL		2014	1	1					
SENEGAL		2015	2						
SENEGAL		2016		2					
SENEGAL		2017		1					
SERBIA	3	2009	1						
SERBIA		2013		1					
SERBIA		2016		1					
SERBIA AND MONTENEGRO	1	2005	1						
SIERRA LEONE	2				1				
SIERRA LEONE		1995		1		1995		1	
SIERRA LEONE		1996		1					
SLOVAKIA	20				3				
SLOVAKIA		1994		2					
SLOVAKIA		1995		1					
SLOVAKIA		1996		3					
SLOVAKIA		1999		3		1999		1	
SLOVAKIA		2002		2		2002		1	
SLOVAKIA		2003		1					
SLOVAKIA		2004		1					
SLOVAKIA		2005		1					
SLOVAKIA		2006		2					
SLOVAKIA		2007		2					
SLOVAKIA		2008		1					
SLOVAKIA		2014		1		2014		1	
SLOVENIA	2	2008	1	1					


MAB Young Scientists Award Statistics (1989 - 2017)

 Country	Total No. of applications	Applicants			Total No. of Awards	Award winners			
		Year	Female	Male		Year	Female	Male	comment
SOUTH AFRICA	3	2010		1	2	2010		1	
SOUTH AFRICA		2014	1			2014	1		
SOUTH AFRICA		2015	1						
SPAIN	17	1989		1	3				
SPAIN		1991	1			1991	1		
SPAIN		1993		3		1993		1	
SPAIN		1999	1						
SPAIN		2001	1						subm. by Morocco
SPAIN		2002		2					
SPAIN		2012	2	1		2012	1		subm. By Senegal
SPAIN		2013		2		2013		1	
SPAIN		2015		1					
SPAIN		2017	2						
SRI LANKA	20	1991		1	3	1991		1	
SRI LANKA		1992		2		1992		1	
SRI LANKA		1996	1						
SRI LANKA		1998		1					
SRI LANKA		1999	2						
SRI LANKA		2000		3					
SRI LANKA		2001		1					
SRI LANKA		2005	2						
SRI LANKA		2007	1			2007	1		
SRI LANKA		2008		1					
SRI LANKA		2009	1						
SRI LANKA		2014	1	1					
SRI LANKA		2016		2					
SUDAN		23	1992			1	4		
SUDAN	1994			2	1994			1	
SUDAN	1995			2					
SUDAN	1996			1					
SUDAN	1997		2						
SUDAN	2001			1	2001			1	
SUDAN	2004			3					
SUDAN	2007			2					
SUDAN	2008		1	1	2008	1			
SUDAN	2009		1	3	2009			1	
SUDAN	2010			2					
SUDAN	2015			1					
SWEDEN	1		1993		1				
SWEDEN									
SWITZERLAND	2	2005		1					
SWITZERLAND		2010	1						
SWITZERLAND									


MAB Young Scientists Award Statistics (1989 - 2017)

 Country	Total No. of applications	Applicants			Total No. of Awards	Award winners			
		Year	Female	Male		Year	Female	Male	comment
SYRIA	29				2				
SYRIA		1990	3	2					
SYRIA		1991		3		1991		1	
SYRIA		1992		1					
SYRIA		1993		1					
SYRIA		1995	1						
SYRIA		1996	1						
SYRIA		1997	1						
SYRIA		1999	1	1		1999	1		
SYRIA		2000		1					
SYRIA		2002		1					
SYRIA		2004	1	2					
SYRIA		2005	1						
SYRIA		2007		1					
SYRIA		2008		3					
SYRIA		2009		1					
SYRIA		2012	1	1					
SYRIA		2016		1					
TAJKISTAN	3								
TAJKISTAN		2001		1					
TAJKISTAN		2007	1						
TAJKISTAN		2008		1					
TANZANIA	26				4				
TANZANIA		1991		1					
TANZANIA		1992		2					
TANZANIA		2000		1					
TANZANIA		2002		2		2002		1	
TANZANIA		2003		3		2003		1	
TANZANIA		2004		3					
TANZANIA		2005		3					
TANZANIA		2007	2	1		2007	1		
TANZANIA		2008		1					
TANZANIA		2009		2					
TANZANIA		2011		1					
TANZANIA		2012		2					
TANZANIA		2015	1	1		2015	1		
THAILAND	26				6				
THAILAND		1989		1					
THAILAND		1990		1					
THAILAND		1994		1					
THAILAND		1995	1						
THAILAND		2000	2	1		2000	1		
THAILAND		2001	1						
THAILAND		2003	1	1		2003	1		
THAILAND		2004	2	1					
THAILAND		2007	1	2		2007	1		
THAILAND		2009	3						
THAILAND		2011	2			2011	1		
THAILAND		2012	2			2012	1		
THAILAND		2014	1	1					
THAILAND		2016	1			2016	1		


MAB Young Scientists Award Statistics (1989 - 2017)

 Country	Total No. of applications	Applicants			Total No. of Awards	Award winners			
		Year	Female	Male		Year	Female	Male	comment
TOGO	18				2				
TOGO		1997		2		1997		1	
TOGO		1998		2					
TOGO		1999		1					
TOGO		2000	1						
TOGO		2001	1						
TOGO		2002		2					
TOGO		2007		1					
TOGO		2008		1					
TOGO		2009		1					
TOGO		2011		2					
TOGO		2012		2		2012		1	award supported by Austria
TOGO		2016		2					
TRINIDAD	1								
TRINIDAD		1990	1						


MAB Young Scientists Award Statistics (1989 - 2017)

	Country	Total No. of applications	Applicants			Total No. of Awards	Award winners			
			Year	Female	Male		Year	Female	Male	comment
	TUNISIA	24				2				
	TUNISIA		1990		1					
	TUNISIA		1991		1					
	TUNISIA		1993		2					
	TUNISIA		1996		1		1996		1	
	TUNISIA		1997		1					
	TUNISIA		1998		1					
	TUNISIA		2000	1						
	TUNISIA		2001	1						
	TUNISIA		2002	1						
	TUNISIA		2003		2					
	TUNISIA		2005	1	2					
	TUNISIA		2007	1	1					
	TUNISIA		2009	1	1					
	TUNISIA		2014	1	1					
	TUNISIA		2015	1			2015	1		
	TUNISIA		2017	2						
	TURKEY	10				1				
	TURKEY		1996	2						
	TURKEY		2001	1			2001	1		
	TURKEY		2004	2						
	TURKEY		2005	1						
	TURKEY		2006	2						
	TURKEY		2007	1						
	TURKEY		2008		1					
	TURKMENISTAN	1								
	TURKMENISTAN		2004	1						
	UGANDA	11				2				
	UGANDA		1990		1					
	UGANDA		1993		1					
	UGANDA		1994		1					
	UGANDA		1998	1	1		1998		1	
	UGANDA		1999		1					
	UGANDA		2000	1			2000	1		
	UGANDA		2002		1					
	UGANDA		2008	1						
	UGANDA		2010		1					
	UGANDA		2017		1					Spanish but endorsed by Uganda
	UKRAINE	17				4				
	UKRAINE		1990		1		1990		1	
	UKRAINE		1991		1					
	UKRAINE		1992	1	1		1992	1		
	UKRAINE		1993	1	1					
	UKRAINE		1994	1	1					
	UKRAINE		1996	1						
	UKRAINE		1999	1						
	UKRAINE		2002		1					
	UKRAINE		2004		1					
	UKRAINE		2006	1						
	UKRAINE		2008	1						
	UKRAINE		2012	1			2012	1		


MAB Young Scientists Award Statistics (1989 - 2017)

 Country	Total No. of applications	Applicants			Total No. of Awards	Award winners			
		Year	Female	Male		Year	Female	Male	comment
UKRAINE		2015	1	1		2015		1	
UNITED KINGDOM	13				2				
UNITED KINGDOM		1990		1		1990		1	
UNITED KINGDOM		1991	1	1					
UNITED KINGDOM		1992		2		1992		1	
UNITED KINGDOM		1993		2					
UNITED KINGDOM		1995	1	1					
UNITED KINGDOM		1996		1					
UNITED KINGDOM		1999		1					
UNITED KINGDOM		2007		1					
UNITED KINGDOM		2008	1						
URUGUAY	12				3				
URUGUAY		1992		1		1992		1	
URUGUAY		2001	1						subm by Mexico
URUGUAY		2002	2	1		2002		1	
URUGUAY		2004	3						
URUGUAY		2006	2	1		2006	1		
URUGUAY		2009	1						
USA	10				1				
USA		1990	1	1		1990		1	
USA		1992		1					
USA		1993	2	2					
USA		1995		2					
USA		2015	1						
USSR	6				2				
USSR		1989		2		1989		1	
USSR		1991	2	2		1991	1		
UZBEKISTAN	13				1				
UZBEKISTAN		1997	1	1					
UZBEKISTAN		1998	1	2					
UZBEKISTAN		2000		1					
UZBEKISTAN		2002		1					
UZBEKISTAN		2004	1						
UZBEKISTAN		2005	1			2005	1		
UZBEKISTAN		2008		1					
UZBEKISTAN		2011		1					
UZBEKISTAN		2015	1						
UZBEKISTAN		2016	2						
UZBEKISTAN		2017		1					
VENEZUELA	4				1				
VENEZUELA		1990	1			1990	1		
VENEZUELA		1992		1					
VENEZUELA		2011	1						
VENEZUELA		2017		1					
VIETNAM	19				7				
VIETNAM		2002	2			2002	2		1 thematic award supp. Austria
VIETNAM		2003	1	1		2003	1		
VIETNAM		2004	1	1		2004	1		
VIETNAM		2005		1					

MAB Young Scientists Award Statistics (1989 - 2017)

	Country	Total No. of applications	Applicants			Total No. of Awards	Award winners			
			Year	Female	Male		Year	Female	Male	comment
	VIETNAM		2006	1			2006	1		
	VIETNAM		2008	1	1		2008	1		
	VIETNAM		2009	1						
	VIETNAM		2011	1	1					
	VIETNAM		2013		1					
	VIETNAM		2015		1		2015		1	
	VIETNAM		2016		2					
	VIETNAM		2017	1	1					1 appl.F received with a signif.delay
	YEMEN	2				1				
	YEMEN		1995		1		1995		1	
	YEMEN		2000		1					
	YUGOSLAVIA	7				1				
	YUGOSLAVIA		1991		1		1991		1	
	YUGOSLAVIA		1997	1						
	YUGOSLAVIA		1999	1	1					
	YUGOSLAVIA		2003	1	2					1 proj. but 3 appl. (1 f. & 2 m.)
	ZAIRE	6				1				
	ZAIRE		1992		1					
	ZAIRE		1993		1					
	ZAIRE		1996		1		1996		1	
	ZAIRE		1997		2					
	ZAIRE		1998	1						

MAB Young Scientists Award Statistics (1989 - 2017)

 Country	Total No. of applications	Applicants			Total No. of Awards	Award winners			
		Year	Female	Male		Year	Female	Male	comment
ZAMBIA	9								
ZAMBIA		1989	1						
ZAMBIA		1992			1				
ZAMBIA		1998	1		1				
ZAMBIA		2004			1				
ZAMBIA		2008	1		1				
ZAMBIA		2011	1		1				
ZIMBABWE	5								
ZIMBABWE		1996	1						
ZIMBABWE		2007	2		1				
ZIMBABWE		2011	1						
TOTAL	1841		644	1203	309		134	176	5 shared awards
			35%	65%			43%	57%	