




MAB Young Scientists Award Statistics (1989 - 2015)

 Country	Total No. of applications	Applicants			Total No. of Awards	Award winners				
		Year	Female	Male		Year	Female	Male	comment	
AFGHANISTAN	3									
AFGHANISTAN		1990		1						
AFGHANISTAN		1992		1						
AFGHANISTAN		2014		1						
ALBANIA	3									
ALBANIA		1991		2						
ALBANIA		2014	1							
ALGERIA	12				1					
ALGERIA		1989	1							
ALGERIA		1990	2	1		1990	1			
ALGERIA		1991	1							
ALGERIA		1992	1							
ALGERIA		1998	2							
ALGERIA		2002	3							
ALGERIA		2014	1							
ANGOLA	1	2011								
ANGOLA			1							
ARGENTINA	51				16					
ARGENTINA		1991		1		1991		1		
ARGENTINA		1992		1						
ARGENTINA		1993	1			1993	1			
ARGENTINA		1995	1	1						
ARGENTINA		1998	1	2		1998	1			
ARGENTINA		1999	2	1						
ARGENTINA		2000		1						
ARGENTINA		2001	3	1		2001	2			shared award
ARGENTINA		2002	3	1		2002	1			thematic award supp. By Austria
ARGENTINA		2003	1	2						
ARGENTINA		2004	1	2		2004	1	2		
ARGENTINA		2005	2	1						
ARGENTINA		2006	3							
ARGENTINA		2007	3			2007	1			
ARGENTINA		2008	2	2		2008	2			shared award
ARGENTINA		2009	2	1						
ARGENTINA		2010	1			2010	1			
ARGENTINA		2011		3		2011		2		1 shared award from Austria
ARGENTINA		2012	2							
ARGENTINA	2013		1							
ARGENTINA	2015	2		2015	1					
ARMENIA	6									
ARMENIA		1997	2							
ARMENIA		2004	1							
ARMENIA		2006	1							
ARMENIA		2006	1							
ARMENIA		2009	1							
AUSTRIA	5									
AUSTRIA		1989	1	1						
AUSTRIA		1994		1						
AUSTRIA		2011	1							
AUSTRIA		2012		1						


MAB Young Scientists Award Statistics (1989 - 2015)

 Country	Total No. of appli- cations	Applicants			Total No. of Awards	Award winners			
		Year	Female	Male		Year	Female	Male	comment
AUSTRALIA	1								
AUSTRALIA		1995	1						
AZERBAIJAN	8				1				
AZERBAIJAN		2000	1			2000	1		
AZERBAIJAN		2001	1	2					
AZERBAIJAN		2002		2					
AZERBAIJAN		2003	1						
AZERBAIJAN		2007	1						


MAB Young Scientists Award Statistics (1989 - 2015)

 Country	Total No. of applications	Applicants			Total No. of Awards	Award winners				
		Year	Female	Male		Year	Female	Male	comment	
BANGLADESH	17									
BANGLADESH		1995		2						
BANGLADESH		1999		3						
BANGLADESH		2000		2						
BANGLADESH		2004	1	2						
BANGLADESH		2006	1	2						
BANGLADESH		2008	1	1						
BANGLADESH		2011		1						
BANGLADESH		2012		1						
BARBADOS	1									
BARBADOS		2006	1							
BELARUS	15				2					
BELARUS		1991		1		1991		1		
BELARUS		1993		1						
BELARUS		1994		1						
BELARUS		1995		1						
BELARUS		1997		1						
BELARUS		1998		1						
BELARUS		1999	2	1		1999	1			
BELARUS		2001	1	1						
BELARUS		2003	1							
BELARUS		2008	1							
BELARUS		2009	1							
BELARUS		2015		1						
BELGIUM	4				1					
BELGIUM		1990		1						
BELGIUM		1992	1							
BELGIUM		1995		1						
BELGIUM		2011	1			2011	1			
BELIZE	1				1					
BELIZE		2005		1		2005		1		
BENIN	27				8					
BENIN		1989		1						
BENIN		1990		1		1990		1		
BENIN		1993	1			1993	1			
BENIN		1995		1		1995		1		
BENIN		1996	1			1996	1			
BENIN		1997		1		1997		1		
BENIN		2000		1						
BENIN		2001		1						
BENIN		2002		1						
BENIN		2003	1			2003	1			
BENIN		2005		1						
BENIN		2007		2						
BENIN		2008	1	2						
BENIN		2009		3						
BENIN		2010		1		2010		1		
BENIN		2012		2		2012		1		
BENIN		2013		1						
BENIN	2014		2							
BENIN	2015	1	1							


MAB Young Scientists Award Statistics (1989 - 2015)

 Country	Total No. of appli- cations	Applicants			Total No. of Awards	Award winners			
		Year	Female	Male		Year	Female	Male	comment
BOLIVIA	6				1				
BOLIVIA		1992	1			1992	1		
BOLIVIA		2004	1						
BOLIVIA		2005		1					
BOLIVIA		2008	1						
BOLIVIA		2014		1					
BOLIVIA	2015		1						
BOSNIA & HERZEGOVINA	3								
BOSNIA & HERZEGOVINA		2002		1					
BOSNIA & HERZEGOVINA		2007		1					
BOSNIA & HERZEGOVINA	2008	1							


MAB Young Scientists Award Statistics (1989 - 2015)

	Country	Total No. of applications	Applicants			Total No. of Awards	Award winners			
			Year	Female	Male		Year	Female	Male	comment
	BRAZIL	18				6				
	BRAZIL		1990		1		1990		1	
	BRAZIL		1992	2	1					
	BRAZIL		1994	1			1994	1		
	BRAZIL		2002		2		2002		1	thematic award supp. By Austria
	BRAZIL		2003	2	1					
	BRAZIL		2004	1	1		2004		1	
	BRAZIL		2005		1		2005		1	
	BRAZIL		2006	1	1					
	BRAZIL		2008		1					
	BRAZIL		2010	2			2011		1	
	BULGARIA	32				5				
	BULGARIA		1992	1	3					
	BULGARIA		1993	1						
	BULGARIA		1994	1	1		1994	1		
	BULGARIA		1995		2		1995		1	
	BULGARIA		1996	2	1		1996	1	1	shared award
	BULGARIA		1997	1	1					
	BULGARIA		1998	1	2					
	BULGARIA		1999	3						
	BULGARIA		2000	1	2					
	BULGARIA		2002		1					
	BULGARIA		2003		2					
	BULGARIA		2005	2	1		2005	1		
	BULGARIA		2007		2					
	BULGARIA		2011		1					
	BURKINA FASO	17				3				
	BURKINA FASO		1990	1			1990	1		
	BURKINA FASO		1992		2					
	BURKINA FASO		1994	1						
	BURKINA FASO		1999	1	1		1999	1		
	BURKINA FASO		2001	1	1					
	BURKINA FASO		2004	1			2004	1		
	BURKINA FASO		2005		1					
	BURKINA FASO		2006		1					
	BURKINA FASO		2007	1						
	BURKINA FASO		2012		2					
	BURKINA FASO		2014		2					
	BURKINA FASO		2015		1					
	BURUNDI	3				1				
	BURUNDI		1993		1					
	BURUNDI		2002		1		2002		1	
	BURUNDI		2013		1					
	CABO VERDE	1	2007		1					
	CAMBODIA	5				1				
	CAMBODIA		1998		1		1998		1	
	CAMBODIA		1999		1					
	CAMBODIA		2003		2					
	CAMBODIA		2008		1					


MAB Young Scientists Award Statistics (1989 - 2015)

 Country	Total No. of applications	Applicants			Total No. of Awards	Award winners			
		Year	Female	Male		Year	Female	Male	comment
CAMEROON	24				5				
CAMEROON		1989		1		1989		1	
CAMEROON		1990	1	1		1990	1		
CAMEROON		1992		1		1992		1	
CAMEROON		1994		1		1994		1	
CAMEROON		2000				2			
CAMEROON		2001	1	2		2001	1		
CAMEROON		2002	1	1					
CAMEROON		2004		1					
CAMEROON		2005		3					
CAMEROON		2006		3					
CAMEROON		2007	1	1					
CAMEROON		2014	1	1					
CAMEROON		2015		1					
CANADA	2								
CANADA		1991		1					
CANADA		1993		1					
CENTR. AFR. REP	13				4				
CENTR. AFR. REP		1991		1		1991		1	
CENTR. AFR. REP		1999		1					
CENTR. AFR. REP		2000		1					
CENTR. AFR. REP		2002		2		2002		1	thematic award supp.by Austria
CENTR. AFR. REP		2006	1	1		2006	1		
CENTR. AFR. REP		2008		3					
CENTR. AFR. REP		2009	1	2		2009	1		
CHAD	11								
CHAD		1992		4					
CHAD		1999		1					
CHAD		2004		1					
CHAD		2009		2					
CHAD		2010		1					
CHAD		2012		2					
CHILE	13				5				
CHILE		1996		1		1996		1	
CHILE		1999	1	1		1999	1		
CHILE		2000		1		2000		1	
CHILE		2006		1					
CHILE		2007	1	2					
CHILE		2008		2					
CHILE		2009	1	2		2009	2		one shared award
CHINA	46				15				
CHINA		1989		2		1989		1	
CHINA		1990	1	1		1990	1		
CHINA		1991		2		1991		1	
CHINA		1992		2		1992		1	
CHINA		1993	1	1		1993		1	
CHINA		1994		1					
CHINA		1995		2		1995		1	
CHINA		1996		2		1996		1	
CHINA		1997		2		1997		1	
CHINA		1998		1					


MAB Young Scientists Award Statistics (1989 - 2015)

	Country	Total No. of applications	Applicants			Total No. of Awards	Award winners			
			Year	Female	Male		Year	Female	Male	comment
	CHINA		1999	1						
	CHINA		2000	1	1		2000	1		
	CHINA		2001	1	2		2001		1	
	CHINA		2002	1	1		2002	1		
	CHINA		2003	1						
	CHINA		2004	1	1					
	CHINA		2005	1	1		2005	1		
	CHINA		2006	1	2					
	CHINA		2007		3		2007		1	
	CHINA		2008		2		2008		1	
	CHINA		2010		1		2010		1	
	CHINA		2011		2					
	CHINA		2012		2					
	CHINA		2014		1					
	CHINA		2015	1						
	COLOMBIA	13				2				
	COLOMBIA		1995		2					
	COLOMBIA		1999	2			1999	2		shared award
	COLOMBIA		2002	1						
	COLOMBIA		2005	1						
	COLOMBIA		2007	2						
	COLOMBIA		2008	1						
	COLOMBIA		2010		1					
	COLOMBIA		2011		2		2011		1	
	COLOMBIA		2015		1					
	CONGO(Brazaville)	18				3				
	CONGO(Brazaville)		1990		1		1990		1	
	CONGO(Brazaville)		1992		3		1992		1	
	CONGO(Brazaville)		1993		1					
	CONGO(Brazaville)		1998		1		1998		1	
	CONGO(Brazaville)		2000	1	2					
	CONGO(Brazaville)		2007		3					
	CONGO(Brazaville)		2011	1	1					
	CONGO(Brazaville)		2012		2					
	CONGO(Brazaville)		2014		2					
	COSTA RICA	10				4				
	COSTA RICA		1989		2					
	COSTA RICA		1990		1		1990		1	
	COSTA RICA		1992	1			1992	1		
	COSTA RICA		1995		1					
	COSTA RICA		1998	1			1998	1		
	COSTA RICA		2002	1	1					
	COSTA RICA		2005		1					
	COSTA RICA		2011	1			2011	1		
	CÔTE D'IVOIRE	20				4				
	CÔTE D'IVOIRE		1990		2					
	CÔTE D'IVOIRE		1992	1						
	CÔTE D'IVOIRE		2001	2	1					
	CÔTE D'IVOIRE		2002		3		2002		1	
	CÔTE D'IVOIRE		2006	1	2		2006	1		
	CÔTE D'IVOIRE		2007	1	2					
	CÔTE D'IVOIRE		2008	1						


MAB Young Scientists Award Statistics (1989 - 2015)

 Country	Total No. of appli- cations	Applicants			Total No. of Awards	Award winners			
		Year	Female	Male		Year	Female	Male	comment
CÔTE D'IVOIRE		2012		1		2012		1	
CÔTE D'IVOIRE		2013		1		2013		1	
CÔTE D'IVOIRE		2014		2					
CROATIA	4								
CROATIA		1998		1					
CROATIA		2001		1					
CROATIA		2003	1						
CROATIA		2012		1					
CUBA	30				6				
CUBA		1991	1						
CUBA		1992		3		1992		1	
CUBA		1996	1	1		1996		1	
CUBA		1997	1	1		1997	1		
CUBA		1999	2	1		1999		1	
CUBA		2000	1	1					
CUBA		2001	2	1					
CUBA		2002	3						
CUBA		2003	3			2003	1		
CUBA		2004	2	1					
CUBA		2007		1					
CUBA		2009	2	1		2009	1		
CUBA		2014		1					
CYPRUS	4								
CYPRUS		1999		3					
CYPRUS		2004	1						


MAB Young Scientists Award Statistics (1989 - 2015)

 Country	Total No. of applications	Applicants			Total No. of Awards	Award winners			
		Year	Female	Male		Year	Female	Male	comment
CZECH REPUBLIC	6				1				
CZECH REPUBLIC		1992		2					
CZECH REPUBLIC		1994		2		1994		1	
CZECH REPUBLIC		1995		1					
CZECH REPUBLIC		1998		1					
DEM. REP. CONGO	22				2				
DEM. REP. CONGO		1999	1	2		1999		1	
DEM. REP. CONGO		2001		3		2001		1	
DEM. REP. CONGO		2002		3					
DEM. REP. CONGO		2003		1					
DEM. REP. CONGO		2004		3					
DEM. REP. CONGO		2005	1	2					
DEM. REP. CONGO		2006		1					
DEM. REP. CONGO		2008		2					
DEM. REP. CONGO		2009		3					
DEM. REP. OF KOREA	8				4				
DEM. REP. OF KOREA		2001		1					
DEM. REP. OF KOREA		2005		1		2005		1	
DEM. REP. OF KOREA		2007	1			2007	1		
DEM. REP. OF KOREA		2009		2		2009	1		
DEM. REP. OF KOREA		2011		1		2011		1	Award supported by Austria
DEM. REP. OF KOREA		2012		1					
DEM. REP. OF KOREA		2014		1					
DENMARK	8				1				
DENMARK		1989		2		1989		1	
DENMARK		1991	1	1					
DENMARK		1992		1					
DENMARK		1993	2	1					
DOMINICAN REP.	1								
DOMINICAN REP.		2012		1					
ECUADOR	19				4				
ECUADOR		1991		1					
ECUADOR		1992		1					
ECUADOR		1994		1					
ECUADOR		1995	2						
ECUADOR		1998	1			1998	1		
ECUADOR		2000	1			2000	1		
ECUADOR		2002		1		2002		1	
ECUADOR		2004		1					
ECUADOR		2005	1	2					
ECUADOR		2006		1		2006		1	
ECUADOR		2009	2	1					
ECUADOR		2012		2					
ECUADOR		2015		1					
EQUAT. GUINEA	1								
EQUAT. GUINEA		1992		1					


MAB Young Scientists Award Statistics (1989 - 2015)

	Country	Total No. of applications	Applicants			Total No. of Awards	Award winners			
			Year	Female	Male		Year	Female	Male	comment
	EGYPT	55				8				
	EGYPT		1990	3	2		1990	1	1	
	EGYPT		1991		6		1991		1	
	EGYPT		1992	1	2		1992	1		
	EGYPT		1994		2		1994		1	
	EGYPT		1995		2					
	EGYPT		1996	1	1					
	EGYPT		1997	2						
	EGYPT		1998	1	2					
	EGYPT		2000	1	2					
	EGYPT		2001		2					
	EGYPT		2002		3					
	EGYPT		2003		1		2003		1	
	EGYPT		2004	1	2					
	EGYPT		2005	2						
	EGYPT		2006		3					
	EGYPT		2007	1	2					
	EGYPT		2008	1						
	EGYPT		2009	1	2					
	EGYPT		2010	2			2010		1	
	EGYPT		2011	1	1					
	EGYPT		2012	1	1		2012		1	award supported by Austria
	EGYPT		2014	1	1					
	ESTONIA	2								
	ESTONIA		1998		2					
	ETHIOPIA	21				3				
	ETHIOPIA		1989		2		1989		1	
	ETHIOPIA		1991		1					
	ETHIOPIA		1993		2					
	ETHIOPIA		1994		2					
	ETHIOPIA		1997		2		1997		1	
	ETHIOPIA		1998		3		1998		1	
	ETHIOPIA		1999		1					
	ETHIOPIA		2002		1					
	ETHIOPIA		2004		1					
	ETHIOPIA		2006		1					
	ETHIOPIA		2007		1					
	ETHIOPIA		2009		1					
	ETHIOPIA		2013	1	1					
	ETHIOPIA		2014	1						
	FINLAND	2								
	FINLAND		1993	1	1					
	FRANCE	18				6				
	FRANCE		1989		2		1989		1	
	FRANCE		1990		1		1990		1	
	FRANCE		1991		3		1991		1	
	FRANCE		1992		2		1992		1	
	FRANCE		1993	3						
	FRANCE		1994		1		1994		1	
	FRANCE		1995	1	1					
	FRANCE		1997		1					
	FRANCE		2002	1						


MAB Young Scientists Award Statistics (1989 - 2015)

	Country	Total No. of applications	Applicants			Total No. of Awards	Award winners			
			Year	Female	Male		Year	Female	Male	comment
	FRANCE		2010	1			2010		1	
	FRANCE		2015		1					
	GABON	14				4				
	GABON		1989		2		1989		1	
	GABON		1998	1			1998	1		
	GABON		2000		1					
	GABON		2001		1		2001		1	
	GABON		2005		1					
	GABON		2007		1					
	GABON		2008	1	1					
	GABON		2009	1	2		2009		1	
	GABON		2011		1					
	GABON		2015	1						
	GEORGIA	10								
	GEORGIA		1993		2					
	GEORGIA		1995		1					
	GEORGIA		1996	1						
	GEORGIA		1997		1					
	GEORGIA		1998	1						
	GEORGIA		1999	1						
	GEORGIA		2004		1					
	GEORGIA		2005		1					
	GEORGIA		2009		1					
	GERMANY	2								
	GERMANY		1995		1					
	GERMANY		2010		1					
	GHANA	36				7				
	GHANA		1992		2					
	GHANA		1993		2					
	GHANA		1998		2		1998		1	
	GHANA		1999		2		1999		1	
	GHANA		2000	1	2		2000	1		
	GHANA		2001		1					
	GHANA		2004	2						
	GHANA		2005	1	3					2 proj. but 4 appl. (1f. & 2m.)
	GHANA		2006		2		2006		1	
	GHANA		2007		2					
	GHANA		2008	1	2		2008	1		
	GHANA		2009		2					
	GHANA		2010		2		2010		1	
	GHANA		2011	1	1					
	GHANA		2012	1						
	GHANA		2013	1	1					
	GHANA		2015	1	1		2015		1	
	GREECE	5								
	GREECE		1993		1					
	GREECE		1994		1					
	GREECE		1996	1	1					
	GREECE		2006		1					
	GRENADA	2								
	GRENADA		2014		2					


MAB Young Scientists Award Statistics (1989 - 2015)

 Country	Total No. of applications	Applicants			Total No. of Awards	Award winners			
		Year	Female	Male		Year	Female	Male	comment
GUATEMALA	8				1				
GUATEMALA		1996		1					
GUATEMALA		2004		2					
GUATEMALA		2005	2			2005	1		
GUATEMALA		2008	1		1				
GUATEMALA		2014		2					


MAB Young Scientists Award Statistics (1989 - 2015)

	Country	Total No. of applications	Applicants			Total No. of Awards	Award winners			
			Year	Female	Male		Year	Female	Male	comment
	GUINEA	33				6				
	GUINEA		1991		2					
	GUINEA		1992		1		1992		1	
	GUINEA		1994		1					
	GUINEA		1995	1	1		1995	1	1	
	GUINEA		1997		1					
	GUINEA		1998	1	2		1998	1		
	GUINEA		2000		2					
	GUINEA		2001		2		2001		1	
	GUINEA		2002		3					
	GUINEA		2003		3		2003		1	
	GUINEA		2004		3					
	GUINEA		2005	1	2					
	GUINEA		2006	1	2					
	GUINEA		2007	2						
	GUINEA		2008	1	1					
	GUYANA	2								
	GUYANA		2007	1	1					
	HAITI	1								
	HAITI		1991		1					
	HUNGARY	3								
	HUNGARY		2008		1					
	HUNGARY		2012	2						
	INDIA	18				3				
	INDIA		1990		1					
	INDIA		1996		1					
	INDIA		1997		1		1997	1		
	INDIA		2000		2					
	INDIA		2001		2					
	INDIA		2002		3					
	INDIA		2008		1					
	INDIA		2011		1					
	INDIA		2012	1	1		2012		1	
	INDIA		2013		1		2013		1	
	INDIA		2014		2					
	INDIA		2015	1						
	INDONESIA	28				6				
	INDONESIA		1990	1	1		1990		1	
	INDONESIA		1991	1	3					
	INDONESIA		1992	1	1		1992		1	
	INDONESIA		1995		1					
	INDONESIA		2001	2	1					
	INDONESIA		2002		1		2002		1	
	INDONESIA		2006	1	2					
	INDONESIA		2007	2						
	INDONESIA		2008	3						
	INDONESIA		2009		2					
	INDONESIA		2010		1		2010		1	& 1 award supported by Austria
	INDONESIA		2011		2		2011		1	
	INDONESIA		2012	1	1		2012	1		award supported by Austria


MAB Young Scientists Award Statistics (1989 - 2015)

	Country	Total No. of applications	Applicants			Total No. of Awards	Award winners			
			Year	Female	Male		Year	Female	Male	comment
	IRAQ	10								
	IRAQ		1994	1	1					
	IRAQ		1995		2					
	IRAQ		1999		1					
	IRAQ		2001		1					
	IRAQ		2002	1	1					
	IRAQ		2003	1	1					


MAB Young Scientists Award Statistics (1989 - 2015)

	Country	Total No. of applications	Applicants			Total No. of Awards	Award winners			
			Year	Female	Male		Year	Female	Male	comment
	IRAN	42				6				
	IRAN		1989		1					
	IRAN		1990		1					
	IRAN		1991		1					
	IRAN		1992		1					
	IRAN		1993		2					
	IRAN		1994		2					
	IRAN		1996		2					
	IRAN		1998		1					
	IRAN		1999		1		1999		1	
	IRAN		2001		2					
	IRAN		2002	1	3		2002	1		thematic award supp.by Austria
	IRAN		2004		2					
	IRAN		2005		2		2005		1	
	IRAN		2006		1					
	IRAN		2007		2					
	IRAN		2008	1	1					
	IRAN		2009		3		2009		1	
	IRAN		2010		2					
	IRAN		2011	2						
	IRAN		2012		2					
	IRAN		2013	2			2013	1		
	IRAN		2014	1	1		2014	1		
	IRAN		2015	1	1					
	ISRAEL	12								
	ISRAEL		1990		2					
	ISRAEL		1992		2					
	ISRAEL		1993		1					
	ISRAEL		1998		1					
	ISRAEL		2000	1						
	ISRAEL		2001	1						
	ISRAEL		2004	1	1					
	ISRAEL		2007	1	1					
	ITALY	14				2				
	ITALY		1992		2					
	ITALY		1997		1		1997		1	
	ITALY		1999	2						
	ITALY		2007	1						
	ITALY		2008	2	1		2008	1		
	ITALY		2009	1	1					
	ITALY		2010	1						
	ITALY		2011		2					
	JAMAICA	1								
	JAMAICA		2008	1						
	JAPAN	1								
	JAPAN		1994		1					
	JORDAN	4				1				
	JORDAN		1997		1					
	JORDAN		2001	2						1 app sub by Egypt
	JORDAN		2005		1		2005		1	


MAB Young Scientists Award Statistics (1989 - 2015)

 Country	Total No. of applications	Applicants			Total No. of Awards	Award winners			
		Year	Female	Male		Year	Female	Male	comment
KAZAKHSTAN	7				1				
KAZAKHSTAN		1997		2		1997		1	
KAZAKHSTAN		2004	3						
KAZAKHSTAN		2012		2					
KENYA	6				4				
KENYA		1990		5					
KENYA		1991	1						
KENYA		1993		1					
KENYA		1998		1					
KENYA		2000		1					
KENYA		2001		3		2001		1	
KENYA		2002	1	1					
KENYA		2003		1					
KENYA		2004	1			2004	1		
KENYA		2008	1	2		2008	1		
KENYA		2010	1	1		2010		1	& 1 award supported by Austria
KENYA		2012		1		2010		1	& 1 award supported by Austria
KENYA		2013	1						
KENYA		2014	1	1					
KENYA	2015		1						


MAB Young Scientists Award Statistics (1989 - 2015)

 Country	Total No. of applications	Applicants			Total No. of Awards	Award winners			
		Year	Female	Male		Year	Female	Male	comment
KOREA, REP. OF	10				3				
KOREA, REP. OF		1991		2		1991		1	
KOREA, REP. OF		1994		2					
KOREA, REP. OF		1998		1					
KOREA, REP. OF		2000	1			2000	1		
KOREA, REP. OF		2005				2005			
KOREA, REP. OF		2006	1	1		2006	1		
KOREA, REP. OF		2008		1					
KOREA, REP. OF		2012		1					
KUWAIT		2							
KUWAIT	2004			2					
KYRGYZSTAN REP.	10				1				
KYRGYZSTAN REP.		1997	2						
KYRGYZSTAN REP.		2004		3					
KYRGYZSTAN REP.		2006	2						
KYRGYZSTAN REP.		2008	2	1		2008	1		
LAO PDR	2	2009	2						
LATVIA	8				1				
LATVIA		1998	1						
LATVIA		2000	1						
LATVIA		2002		1		2002		1	
LATVIA		2009	2	1					
LATVIA		2011		1					
LATVIA		2012	1						
LEBANON	11				2				
LEBANON		1993	1						
LEBANON		1997	1	1					
LEBANON		1998	1						
LEBANON		1999		1					
LEBANON		2000		2					
LEBANON		2003		1		2003		1	
LEBANON		2008		1					
LEBANON		2014	1	1		2014		1	
LESOTHO	1								
LESOTHO		2002		1					
LITHUANIA	5								
LITHUANIA		1995		2					
LITHUANIA		1996		1					
LITHUANIA		2003	1						
LITHUANIA		2008	1						
LUXEMBOURG	1								
LUXEMBOURG		1991		1					
MACEDONIA	2								
MACEDONIA		1998		2					
MADAGASCAR	37				5				
MADAGASCAR		1989	1	1		1989	1		


MAB Young Scientists Award Statistics (1989 - 2015)

 Country	Total No. of applications	Applicants			Total No. of Awards	Award winners			
		Year	Female	Male		Year	Female	Male	comment
MADAGASCAR		1993	1	1		1993	1	1	
MADAGASCAR		1996		2		1996		1	
MADAGASCAR		1997		1					
MADAGASCAR		1998	1	1					
MADAGASCAR		1999		2					
MADAGASCAR		2001		1					
MADAGASCAR		2002	1	1					
MADAGASCAR		2004	2	1					
MADAGASCAR		2005	2	1					
MADAGASCAR		2006	2	1					
MADAGASCAR		2007	1	1					shared award
MADAGASCAR		2008	1	3					
MADAGASCAR		2010	2						
MADAGASCAR		2011	1	1		2011	1		
MADAGASCAR		2012		2		2011	1		
MADAGASCAR		2014		2					
MALAWI	6				1				
MALAWI		1999	1			1999	1		
MALAWI		2001		1					
MALAWI		2004		1					
MALAWI		2008		1					
MALAWI		2009		1					
MALAWI		2013		1					
MALAYSIA	30								
MALAYSIA		1990		1					
MALAYSIA		1991		2					
MALAYSIA		1997	1	2					
MALAYSIA		1998		3					
MALAYSIA		1999	2	1					
MALAYSIA		2000		3					
MALAYSIA		2005	1	2					
MALAYSIA		2006	3						
MALAYSIA		2007	1	2					
MALAYSIA		2011	1	1					
MALAYSIA		2012	1	1					
MALAYSIA		2013	1	1					
MALI	10				4				
MALI		1993		1		1993		1	
MALI		1996		1		1996		1	
MALI		2004		2		2004		1	
MALI		2005		1					
MALI		2006		1					
MALI		2008		1					
MALI		2011		1					
MALI		2012	1			2012	1		
MALI		2015		1					
MAURITANIA	5								
MAURITANIA		2003		1					
MAURITANIA		2004	2	1					
MAURITANIA		2007	1						
MAURITIUS	3				1				


MAB Young Scientists Award Statistics (1989 - 2015)

 Country	Total No. of applications	Applicants			Total No. of Awards	Award winners			
		Year	Female	Male		Year	Female	Male	comment
MAURITIUS		1990	1			1990	1		
MAURITIUS		2002	2						
MEXICO	39				12				
MEXICO		1991	1			1991	1		
MEXICO		1992		2		1992		1	
MEXICO		1994		1		1994		1	
MEXICO		1995		2		1995		2	
MEXICO		1996		2					
MEXICO		1997	1			1997	1		
MEXICO		1998		2					
MEXICO		1999	2	1					
MEXICO		2000	1						
MEXICO		2002	1	2					
MEXICO		2003	1	2					
MEXICO		2004		3		2004		1	
MEXICO		2005	1	2					
MEXICO		2006	2			2006	1		
MEXICO		2009	2	1		2009	1		
MEXICO		2011		2		2011		1	
MEXICO		2012	1	1					
MEXICO		2013	1			2013	1		
MEXICO		2014	2			2014	1		
MOLDOVA	2								
MOLDOVA		2004		1					
MOLDOVA		2008		1					
MONGOLIA	3								
MONGOLIA		2005		1					
MONGOLIA		2014		2					
MONACO	1								
MONACO		1998	1						
MOROCCO	25				6				
MOROCCO		1989		2		1989		1	
MOROCCO		1992	1	1					
MOROCCO		1994		2		1994		1	
MOROCCO		2000	1	1					
MOROCCO		2001	1	1					
MOROCCO		2003		1		2003		1	
MOROCCO		2006	1	1		2006		1	
MOROCCO		2007	2	1		2007	1		
MOROCCO		2008	3						
MOROCCO		2009	2						
MOROCCO		2010	1			2010	1		
MOROCCO		2011		2					
MOROCCO		2014	1						
MOZAMBIQUE	3								
MOZAMBIQUE		1998	1	1					
MOZAMBIQUE		2006		1					
MYANMAR	8				1				
MYANMAR		1992		2					
MYANMAR		2004	2	1		2004		1	


MAB Young Scientists Award Statistics (1989 - 2015)

 Country	Total No. of applications	Applicants			Total No. of Awards	Award winners			
		Year	Female	Male		Year	Female	Male	comment
MYANMAR		2007	3						
NAMIBIA	2	2009	1	1					
NEPAL	12				1				
NEPAL		1990		2					
NEPAL		1991		3		1991		1	
NEPAL		1992		1					
NEPAL		2000		1					
NEPAL		2001	1						
NEPAL		2007	1						
NEPAL		2009	1						
NEPAL		2013		1					
NEPAL		2014		1					
NEW ZEALAND	6				1				
NEW ZEALAND		1989		1					
NEW ZEALAND		1991	1	1		1991	1		
NEW ZEALAND		1996	1						
NEW ZEALAND		1998		2					
NICARAGUA	2				1				
NICARAGUA		2008	1						
NICARAGUA		2013	1			2013	1		
NIGER	18				1				
NIGER		1990		1					
NIGER		1999		2					
NIGER		2000	1						
NIGER		2001		1					
NIGER		2003		2		2003		1	
NIGER		2006		2					
NIGER		2007		2					
NIGER		2008		2					
NIGER		2009		3					
NIGER		2011		1					
NIGER		2015	1						
NIGERIA	35				2				
NIGERIA		1990		7		1990		1	
NIGERIA		1992		2					
NIGERIA		1997		1					
NIGERIA		1999	1	1					
NIGERIA		2000	1	2					
NIGERIA		2001		3		2001		1	
NIGERIA		2002		3					
NIGERIA		2004	1	1					
NIGERIA		2005	1	2					
NIGERIA		2006		2					
NIGERIA		2007	1	2					
NIGERIA		2008	1						
NIGERIA		2013		1					
NIGERIA		2014	2						
OMAN	4								
OMAN		1994		2					


MAB Young Scientists Award Statistics (1989 - 2015)

 Country	Total No. of applications	Applicants			Total No. of Awards	Award winners			
		Year	Female	Male		Year	Female	Male	comment
OMAN		2007		1					
OMAN		2008		1					
PAKISTAN	19								
PAKISTAN		1989		1					
PAKISTAN		1991	1	1					
PAKISTAN		1992		4					
PAKISTAN		1995	1						
PAKISTAN		1999	1	2					
PAKISTAN		2000		1					
PAKISTAN		2001	1						
PAKISTAN		2002	1						
PAKISTAN		2003	2	1					
PAKISTAN		2007	1						
PAKISTAN		2009		1					
PALAU	1								
PALAU		2008	1						
PALESTINE AUTH.	6				1				
PALESTINE AUTH.		2001	1	1					
PALESTINE AUTH.		2006		1					
PALESTINE AUTH.		2008	2	1		2008	1		
PANAMA	1								
PANAMA		2010		1					
PAPUA NEW GUINEA	4				3				
PAPUA NEW GUINEA		1991		2		1991		2	
PAPUA NEW GUINEA		1992		1		1992		1	
PAPUA NEW GUINEA		1995		1					
PARAGUAY	3								
PARAGUAY		2004		1					
PARAGUAY		2005		1					
PARAGUAY		2007	1						
PERU	22				3				
PERU		1990		1		1990		1	
PERU		1992	1			1992	1		
PERU		1993	1			1993	1		
PERU		1996	1						
PERU		1997		1					
PERU		1998	2	1					
PERU		2004	1	1					
PERU		2005	2	1					
PERU		2006	1	2					
PERU		2008	1	2					
PERU		2012	2	0					
PERU		2013		1					
PHILIPPINES	11				6				
PHILIPPINES		1989		2		1989		1	
PHILIPPINES		1991	1			1991	1		
PHILIPPINES		1992	1			1992	1		
PHILIPPINES		1993		1		1993		1	
PHILIPPINES		1994		1		1994		1	


MAB Young Scientists Award Statistics (1989 - 2015)

 Country	Total No. of appli- cations	Applicants			Total No. of Awards	Award winners			
		Year	Female	Male		Year	Female	Male	comment
PHILIPPINES		2001	1	1					
PHILIPPINES		2005	1						
PHILIPPINES		2008		1					
PHILIPPINES		2014		1		2014		1	


MAB Young Scientists Award Statistics (1989 - 2015)

	Country	Total No. of applications	Applicants			Total No. of Awards	Award winners			
			Year	Female	Male		Year	Female	Male	comment
	POLAND	13				2				
	POLAND		1990	2	1					
	POLAND		1992		2		1992		1	
	POLAND		1999	1	2					
	POLAND		2000		1					
	POLAND		2001		2					
	POLAND		2007	1			2007	1		
	POLAND		2015	1						
	PORTUGAL	4				1				
	PORTUGAL		1991	1			1991	1		
	PORTUGAL		2011		1					
	PORTUGAL		2012		1					
	PORTUGAL		2014	1						
	ROMANIA	26				3				
	ROMANIA		1991	1	2					
	ROMANIA		1992	1	1					
	ROMANIA		1993		1					
	ROMANIA		1996	2			1996	1		
	ROMANIA		1998	1						
	ROMANIA		2000	2	1		2000	1		
	ROMANIA		2001	1						
	ROMANIA		2002	1						
	ROMANIA		2004	2	1		2004		1	
	ROMANIA		2005	1						
	ROMANIA		2006	1	2					
	ROMANIA		2007	1	2					
	ROMANIA		2008		2					
	RUSSIA	38				11				
	RUSSIA		1992	1						
	RUSSIA		1993	1	1		1993	1		
	RUSSIA		1994		1					
	RUSSIA		1995		1		1995		1	
	RUSSIA		1996	2	1					
	RUSSIA		1997	1	1		1997		1	
	RUSSIA		1998	1	2					
	RUSSIA		1999		3		1999		1	
	RUSSIA		2000	1	1		2000		1	
	RUSSIA		2002		1					
	RUSSIA		2003	1	1					
	RUSSIA		2004	1	1					
	RUSSIA		2005	1						
	RUSSIA		2006	1			2006	1		
	RUSSIA		2007	1	1		2007		1	
	RUSSIA		2008	2	1		2008	1		
	RUSSIA		2009	2	1		2009	1		
	RUSSIA		2011	2			2011	1		
	RUSSIA		2012	1	1		2012	1		
	RUSSIA		2015		1					
	RWANDA	1								
	RWANDA		2009		1					
	SAINT LUCIA	1								
	SAINT LUCIA		2008		1					


MAB Young Scientists Award Statistics (1989 - 2015)

 Country	Total No. of applications	Applicants			Total No. of Awards	Award winners			
		Year	Female	Male		Year	Female	Male	comment
SENEGAL	49				5				
SENEGAL		1990	1	8		1990		1	
SENEGAL		1991		2		1991		1	
SENEGAL		1992		2		1992		1	
SENEGAL		1993	1	8					
SENEGAL		1994		1					
SENEGAL		1995		1					
SENEGAL		1997		1					
SENEGAL		2001	2	1					
SENEGAL		2003		1					
SENEGAL		2004		1					
SENEGAL		2005	1						
SENEGAL		2006	1	2					
SENEGAL		2007	2	1		2007	1		
SENEGAL		2009		3					
SENEGAL		2010		2					
SENEGAL		2011	1	1					
SENEGAL		2012	1			2012	1		
SENEGAL		2014	1	1					
SENEGAL	2015	2							
SERBIA	2	2009	1						
SERBIA		2013		1					
SERBIA AND MONTENEGRO	1								
SERBIA AND MONTENEGRO		2005	1						
SIERRA LEONE	2				1				
SIERRA LEONE		1995		1		1995		1	
SIERRA LEONE		1996		1					
SLOVAKIA	20				3				
SLOVAKIA		1994		2					
SLOVAKIA		1995		1					
SLOVAKIA		1996		3					
SLOVAKIA		1999		3		1999		1	
SLOVAKIA		2002		2		2002		1	
SLOVAKIA		2003		1					
SLOVAKIA		2004		1					
SLOVAKIA		2005		1					
SLOVAKIA		2006		2					
SLOVAKIA		2007		2					
SLOVAKIA		2008		1					
SLOVAKIA		2014		1		2014		1	
SLOVENIA		2							
SLOVENIA	2008		1	1					
SOUTH AFRICA	3	2010		1	2	2010		1	
SOUTH AFRICA		2014	1			2014	1		
SOUTH AFRICA		2015	1						
SPAIN	15				3				
SPAIN		1989		1					
SPAIN		1991	1			1991	1		


MAB Young Scientists Award Statistics (1989 - 2015)

	Country	Total No. of applications	Applicants			Total No. of Awards	Award winners			
			Year	Female	Male		Year	Female	Male	comment
	SPAIN		1993		3		1993		1	
	SPAIN		1999	1						
	SPAIN		2001	1						subm. by Morocco
	SPAIN		2002		2					
	SPAIN		2012	2	1		2012	1		subm. By Senegal
	SPAIN		2013		2		2013		1	
	SPAIN		2015		1					
	SRI LANKA	18				3				
	SRI LANKA		1991		1		1991		1	
	SRI LANKA		1992		2		1992		1	
	SRI LANKA		1996	1						
	SRI LANKA		1998		1					
	SRI LANKA		1999	2						
	SRI LANKA		2000		3					
	SRI LANKA		2001		1					
	SRI LANKA		2005	2						
	SRI LANKA		2007	1			2007	1		
	SRI LANKA		2008		1					
	SRI LANKA		2009	1						
	SRI LANKA		2014	1	1					
	SUDAN	23				4				
	SUDAN		1992		1					
	SUDAN		1994		2		1994		1	
	SUDAN		1995		2					
	SUDAN		1996		1					
	SUDAN		1997	2						
	SUDAN		2001		1		2001		1	
	SUDAN		2004		3					
	SUDAN		2007		2					
	SUDAN		2008	1	1		2008	1		
	SUDAN		2009	1	3		2009		1	
	SUDAN		2010		2					
	SUDAN		2015		1					
	SWEDEN	1								
	SWEDEN		1993		1					
	SWITZERLAND	2								
	SWITZERLAND		2005		1					
	SWITZERLAND		2010	1						


MAB Young Scientists Award Statistics (1989 - 2015)

	Country	Total No. of applications	Applicants			Total No. of Awards	Award winners			
			Year	Female	Male		Year	Female	Male	comment
	SYRIA	28				2				
	SYRIA		1990	3	2					
	SYRIA		1991		3		1991		1	
	SYRIA		1992		1					
	SYRIA		1993		1					
	SYRIA		1995	1						
	SYRIA		1996	1						
	SYRIA		1997	1						
	SYRIA		1999	1	1		1999	1		
	SYRIA		2000		1					
	SYRIA		2002		1					
	SYRIA		2004	1	2					
	SYRIA		2005	1						
	SYRIA		2007		1					
	SYRIA		2008		3					
	SYRIA		2009		1					
	SYRIA		2012	1	1					
	TAJKISTAN	3								
	TAJKISTAN		2001		1					
	TAJKISTAN		2007	1						
	TAJKISTAN		2008		1					
	TANZANIA	26				4				
	TANZANIA		1991		1					
	TANZANIA		1992		2					
	TANZANIA		2000		1					
	TANZANIA		2002		2		2002		1	
	TANZANIA		2003		3		2003		1	
	TANZANIA		2004		3					
	TANZANIA		2005		3					
	TANZANIA		2007	2	1		2007	1		
	TANZANIA		2008		1					
	TANZANIA		2009		2					
	TANZANIA		2011		1					
	TANZANIA		2012		2					
	TANZANIA		2015	1	1		2015	1		
	THAILAND	25				5				
	THAILAND		1989		1					
	THAILAND		1990		1					
	THAILAND		1994		1					
	THAILAND		1995	1						
	THAILAND		2000	2	1		2000	1		
	THAILAND		2001	1						
	THAILAND		2003	1	1		2003	1		
	THAILAND		2004	2	1					
	THAILAND		2007	1	2		2007	1		
	THAILAND		2009	3						
	THAILAND		2011	2			2011	1		
	THAILAND		2012	2			2012	1		
	THAILAND		2014	1	1					
	TOGO	16				2				
	TOGO		1997		2		1997		1	
	TOGO		1998		2					


MAB Young Scientists Award Statistics (1989 - 2015)

	Country	Total No. of applications	Applicants			Total No. of Awards	Award winners			
			Year	Female	Male		Year	Female	Male	comment
	TOGO		1999		1					
	TOGO		2000	1						
	TOGO		2001	1						
	TOGO		2002		2					
	TOGO		2007		1					
	TOGO		2008		1					
	TOGO		2009		1					
	TOGO		2011		2					
	TOGO		2012		2		2012		1	award supported by Austria
	TRINIDAD	1								
	TRINIDAD		1990	1						


MAB Young Scientists Award Statistics (1989 - 2015)

	Country	Total No. of applications	Applicants			Total No. of Awards	Award winners			
			Year	Female	Male		Year	Female	Male	comment
	TUNISIA	22				2				
	TUNISIA		1990		1					
	TUNISIA		1991		1					
	TUNISIA		1993		2					
	TUNISIA		1996		1		1996		1	
	TUNISIA		1997		1					
	TUNISIA		1998		1					
	TUNISIA		2000	1						
	TUNISIA		2001	1						
	TUNISIA		2002	1						
	TUNISIA		2003		2					
	TUNISIA		2005	1	2					
	TUNISIA		2007	1	1					
	TUNISIA		2009	1	1					
	TUNISIA		2014	1	1					
	TUNISIA		2015	1			2015	1		
	TURKEY	10				1				
	TURKEY		1996	2						
	TURKEY		2001	1			2001	1		
	TURKEY		2004	2						
	TURKEY		2005	1						
	TURKEY		2006	2						
	TURKEY		2007	1						
	TURKEY		2008		1					
	TURKMENISTAN	1								
	TURKMENISTAN		2004	1						
	UGANDA	10				2				
	UGANDA		1990		1					
	UGANDA		1993		1					
	UGANDA		1994		1					
	UGANDA		1998	1	1		1998		1	
	UGANDA		1999		1					
	UGANDA		2000	1			2000	1		
	UGANDA		2002		1					
	UGANDA		2008	1						
	UGANDA		2010		1					
	UKRAINE	17				4				
	UKRAINE		1990		1		1990		1	
	UKRAINE		1991		1					
	UKRAINE		1992	1	1		1992	1		
	UKRAINE		1993	1	1					
	UKRAINE		1994	1	1					
	UKRAINE		1996	1						
	UKRAINE		1999	1						
	UKRAINE		2002		1					
	UKRAINE		2004		1					
	UKRAINE		2006	1						
	UKRAINE		2008	1						
	UKRAINE		2012	1			2012	1		
	UKRAINE		2015	1	1		2015		1	
	UNITED KINGDOM	13				2				


MAB Young Scientists Award Statistics (1989 - 2015)

 Country	Total No. of applications	Applicants			Total No. of Awards	Award winners			
		Year	Female	Male		Year	Female	Male	comment
UNITED KINGDOM		1990		1		1990		1	
UNITED KINGDOM		1991	1	1					
UNITED KINGDOM		1992		2		1992		1	
UNITED KINGDOM		1993		2					
UNITED KINGDOM		1995	1	1					
UNITED KINGDOM		1996		1					
UNITED KINGDOM		1999		1					
UNITED KINGDOM		2007		1					
UNITED KINGDOM		2008	1						
URUGUAY	12				3				
URUGUAY		1992		1		1992		1	
URUGUAY		2001	1						subm by Mexico
URUGUAY		2002	2	1		2002		1	
URUGUAY		2004	3						
URUGUAY		2006	2	1		2006	1		
URUGUAY		2009	1						
USA	10				1				
USA		1990	1	1		1990		1	
USA		1992		1					
USA		1993	2	2					
USA		1995		2					
USA		2015	1						
USSR	6				2				
USSR		1989		2		1989		1	
USSR		1991	2	2		1991	1		
UZBEKISTAN	12				1				
UZBEKISTAN		1997	1	1					
UZBEKISTAN		1998	1	2					
UZBEKISTAN		2000		1					
UZBEKISTAN		2002		1					
UZBEKISTAN		2004	1						
UZBEKISTAN		2005	1			2005	1		
UZBEKISTAN		2008		1					
UZBEKISTAN		2011		1					
UZBEKISTAN		2015	1						
VENEZUELA	3				1				
VENEZUELA		1990	1			1990	1		
VENEZUELA		1992		1					
VENEZUELA		2011	1						
VIETNAM	15				7				
VIETNAM		2002	2			2002	2		1 thematic award supp. Austria
VIETNAM		2003	1	1		2003	1		
VIETNAM		2004	1	1		2004	1		
VIETNAM		2005		1					
VIETNAM		2006	1			2006	1		
VIETNAM		2008	1	1		2008	1		
VIETNAM		2009	1						
VIETNAM		2011	1	1					
VIETNAM		2013		1					
VIETNAM		2015		1		2015		1	

MAB Young Scientists Award Statistics (1989 - 2015)

 Country	Total No. of appli- cations	Applicants			Total No. of Awards	Award winners			
		Year	Female	Male		Year	Female	Male	comment
YEMEN	2				1				
YEMEN		1995		1		1995		1	
YEMEN		2000		1					
YUGOSLAVIA	7				1				
YUGOSLAVIA		1991		1		1991		1	
YUGOSLAVIA		1997	1						
YUGOSLAVIA		1999	1	1					
YUGOSLAVIA		2003	1	2					1 proj. but 3 appl. (1 f. & 2 m.)
ZAIRE	6				1				
ZAIRE		1992		1					
ZAIRE		1993		1					
ZAIRE		1996		1		1996		1	
ZAIRE		1997		2					
ZAIRE		1998	1						

MAB Young Scientists Award Statistics (1989 - 2015)

	Country	Total No. of applications	Applicants			Total No. of Awards	Award winners			
			Year	Female	Male		Year	Female	Male	comment
	ZAMBIA	9								
	ZAMBIA		1989	1						
	ZAMBIA		1992		1					
	ZAMBIA		1998	1	1					
	ZAMBIA		2004		1					
	ZAMBIA		2008	1	1					
	ZAMBIA		2011	1	1					
	ZIMBABWE	5								
	ZIMBABWE		1996	1						
	ZIMBABWE		2007	2	1					
	ZIMBABWE		2011	1						
TOTAL		1720		608	1134	302		131	174	5 shared awards