


A

- abiotic factors 221, 222
 - absorptive capacity 46-47
 - access to water
 - climate change 224
 - corruption 55
 - economic 80, 272
 - education 38
 - electricity 72
 - finance 264
 - groundwater 134
 - health 88, 88-89, 90, 273, 296
 - income 84, 86, 87
 - inequitable 296
 - monitoring 103-104
 - poverty reduction 10-11, 83, 84-85
 - renewable water 169, 172
 - rights to 250
 - sanitation 84, 85, 88, 96, 102-103, 104
 - solar energy 279
 - accountability 243, 253-257, 270, 292
 - adaptation
 - climate change 18-19, 68, 69, 71, 73-74, 113-114, 224, 253
 - collaborative learning processes 277
 - innovative 261
 - integrated 295
 - investments 72
 - technology 46-47
 - uncertainty 284
 - aerosols 186
 - Africa
 - climate change 19, 73
 - hydrologic data 231
 - investment 11
 - knowledge networks 260
 - poverty 10, 11, 86
 - sanitation 60, 104
 - sustainable development 7
 - age distribution 29, 30, 31, 32
 - agriculture
 - biogeochemical cycles 177
 - charging for water 62
 - conflicts 152
 - economic development 80, 81-82
 - ecosystems 91, 92-93, 129
 - education 272-273
 - food prices 34
 - green revolution 44, 219
 - groundwater 132-133, 135-136
 - pollution 144
 - poverty reduction 85
 - research and development 47
 - sediment 222
 - soil erosion 220
 - subsidized energy 117
 - technological innovation 41
 - trade 35
 - wastewater 142
 - water use 16, 21, 96, 97, 98, 99, 106-115, 234-235
 - win-win scenarios 276-278
 - see also* rural areas
 - aid 17, 64, 262, 282, 296
 - Alaska 195
 - algal blooms 138, 213, 221
 - allocation of water 52, 92, 115, 150, 154, 158-159, 246-247, 284
 - see also* reallocation
 - alluvial aquifers 225
 - Altai glaciers 198-199
 - Anatolia, Turkey 281
 - Andes 198
 - animal feed 109, 110
 - aquaculture 121-123, 143
 - aquatic systems 91, 178, 179, 229
 - aquifers 131-132, 134, 135, 136, 190, 191-192, 223-224, 225
 - see also* groundwater
 - arctic regions 214
 - arid tropics 113
 - arsenic 139, 179
 - Arwari River, India 253-256
 - Asia 82, 84, 136, 145, 157, 247
 - Asian Water Development Outlook 2007* 5
 - atmospheric links 168, 175-176
 - augmentation, supply 154
 - Australia 51, 52, 157, 218, 285, 286
 - awareness 35-36, 105, 224, 253, 260-261, 285, 286
- ## B
- Balkans 140
 - Baltic Sea 138
 - Ban Ki-moon 19, 20, 275
 - behavioural changes 286
 - benefits of water 80-95
 - bilateral aid 17, 64
 - biocapacity 136, 137
 - biodiversity 129, 221-222, 261, 288
 - bioenergy 16, 34, 44-45, 47, 72, 96, 106, 110-112
 - biogas 246
 - biogeochemical cycles 175-180
 - biotechnology 43-44
 - biotic factors 222
 - Blue Plan, Mediterranean 101
 - blue water 107, 170
 - Bolivia 248
 - Brazil 249, 250-251
- ## C
- Cambodia 261
 - Canada 189, 195, 197, 276, 277
 - capacity
 - bio- 134, 135, 136, 137
 - development 243, 257-261, 291, 292
 - environmental sustainability 127
 - observation systems 231
 - technology adsorption 46-47
 - water management investment 57-60
 - capital 14, 57, 65
 - Cap-Net 259
 - carbon cycle 183, 199-203
 - carbon dioxide 44, 45
 - CEO Water Mandate 274-275
 - certification 144
 - charging strategies 61-62, 127-128, 145
 - see also* pricing strategies
 - chemical waste 213
 - chief executives 274-275, 293
 - children 88
 - China 7-8, 10, 36, 39, 61, 220, 272-273
 - Çıralı, Turkey 280
 - circumpolar permafrost 194, 196
 - clean production 158
 - climate change
 - agriculture 106, 112
 - bioenergy 111-112
 - diversification 272
 - energy 117
 - future 68-76
 - glaciers 198
 - governance reform 252-253
 - groundwater 173, 191
 - hazards 213-225
 - human security 280
 - hydrological cycle 203, 204-205
 - migration 32
 - payments for ecosystem services 288
 - permafrost 195
 - risk and uncertainty 284-285, 295-296
 - runoff 82, 113-114, 215
 - sustainable development 14, 18-19
 - water use 96, 101
 - cloud cover 186, 187
 - coalitions 6
 - coastal areas 30, 117, 120, 177, 178
 - Coca-Cola 274, 275
 - collaboration 276, 277, 285, 292
 - Colombia 257
 - Colorado river, US
 - commercialization 251
 - communication 237, 256, 258-259, 260
 - communities of practice 259
 - community level 55, 105-106, 250, 279-280, 282, 293
 - see also* local level
 - competition 21, 51, 134-135, 150-160
 - conflicts 19-20, 32, 51, 127, 151-152, 192
 - conservation 154, 220
 - consultation 275-276, 277, 292
 - consumption
 - climate change 71-72
 - ecological footprints 136, 137
 - energy 118
 - fertilizer 144
 - fish 121-122
 - social drivers 39
 - water footprints 101
 - water use 98
 - conversation arenas 75
 - cooling processes 16, 98, 118
 - cooperation 222-224, 236, 237, 269, 271, 275-285, 295
 - coordination 249-250, 271
 - corporate water footprints 35-36
 - corruption 55-56, 253, 256-257, 270
 - costs
 - access to water 88-89
 - adaptation 71, 73
 - charging for water 61-62
 - disasters 8
 - energy 33-35
 - environmental 9
 - extreme events 216, 217, 218
 - infrastructure 57-58, 58-60
 - lack of investment 82
 - nanotechnology 45
 - pollution 140
 - recovery 61, 65, 66
 - service provision 3
 - supply augmentation 154-155
 - water management 56-57
 - crises 3, 13, 14-20
 - crisis prevention 280-283
 - crop production 106-107, 111-113
 - cross-subsidization 62
 - cultivated areas 109
 - culture 38-39
 - customary aspects 50, 54, 56, 252
 - see also* traditional aspects
 - cyanobacteria 138, 213, 221
 - Czech Republic 218

**D**

dairy products 39, 109, 110
 Dalian water supply project, China 61
 damage costs 8-9
 dams 59, 129-130, 151, 152-153, 173, 174, 192, 221
 Danube 286
 data 228-238, 262-264, 294
 Davis Dam, US 174
 decentralization 51, 65, 104-105, 248, 270-271, 285, 293
 decision-making
 climate change 74, 75, 205
 decentralization 269, 270-271
 environmental impacts 273-274
 informed 260
 institutional 248
 integrated 292-293
 participation 275-276, 277
 risk and uncertainty 295-296
 sustainable development 3-23
 trade-offs 291, 294
 decommissioning costs 59
 deltas 113, 153
 demand
 agriculture 108-110, 111-112
 competition management 154-159
 energy 15, 43
 finance 60
 groundwater 131-134
 industrial 116
 population 29
 sanitation 105, 106
 technological innovation 42
 water use 98
 demographic level 14-15, 29-32, 37, 69-70
 desalination 16, 41-42, 45, 155
 desertification 220
 deserts 213
 developed countries
 charging for water 61
 extreme events 213, 216
 pollution 179-180
 priorities 295
 private water operators 63
 research and development 42
 sewage treatment 141
 technological innovation 45, 46, 72
 water use 101
 developing countries
 access to water 88
 adaptation 18
 charging for water 61-62
 climate change 70, 73, 284
 consumption patterns 39
 diseases 13
 economy 70
 ecosystem services 92
 energy use 119
 extreme events 213, 216
 finance 17, 73
 fisheries 122, 123
 food prices 110
 hydrologic data 229
 investment 9-10
 national frameworks 51
 networks 205-206, 230, 285
 pollution 179
 population 30-31
 priorities 295
 private water operators 62, 63
 public utilities 105
 research and development 42, 262
 sewage treatment 141
 streamflow 188
 technological innovation 41, 45, 46, 47, 72
 wastewater 143
 development
 economic 21, 74, 80-83, 80-84, 96, 136, 291, 295-296
 global crises 14
 institutional 243, 247-252, 257-258, 261, 292
 planning 286-287, 293
 rural 282
 sustainable 3-23, 36, 68, 288
 dialogue 136, 295
 diarrhoeal diseases 89-90
 diet 14, 36, 39, 121, 122
 diffuse groundwater recharge 175
 diffusion of technology 41, 45-47

disasters 8, 70-71, 280-282, 284
see also extreme events
 disbursement delays 60-61
 diseases 13, 37, 70, 88, 89-90, 104, 140, 143, 273
 displaced people 32, 283
 dissolved materials 175-176, 202, 203
 distributional aspects 21, 168, 172
 diversification 271-272
 domestic level 63, 96, 102-106
see also household level
 Dominican Republic 279
 donor community 291
 downscaling 205
 downstream impacts 153
 drafting laws 54, 252
 drinking water
 access to 84
 education 38
 groundwater 134
 health 88
 infrastructure costs 59
 investment 8
 MDGs 11, 102
 pollution 139
 safe 104, 261
 drivers 21
 droughts 71, 185-186, 190, 213, 216-219


E

earthquakes 221
 East China Sea 138
 Eastern Europe 141
 ecohealth approach 273
 ecological footprints 136, 137
 economic level
 allocation of water 158
 demand management 156
 development 21, 74, 80-84, 96, 136, 291, 295
 drivers 32-36
 environmental goods and services 264-265
 extreme events 216, 217
 fisheries 121
 groundwater 131-134, 134-135, 219
 growth 6-7, 10, 14, 70-71, 273-274
 investment 7-9
 livelihoods 261
 macro-policies 271-272
 pollution 141
 regional development 280, 281
 technological innovation 41
 water use 101
 ecosystems
 pressures on 150-160
 protection 21
 restoration costs 9
 services 14, 91-93, 127-129, 130, 179, 288
 temperature and productivity 221
 ecotourism 279-280
 Ecuador 255, 288
 education 32, 37-38, 88, 260-261, 272-273, 286
 efficiency
 agriculture 106, 115
 charging for water 62
 competition management 154, 158-159
 education 37
 finance 61
 integrated water resources management 245
 technological innovation 41, 262
 water saving 274
 water use 116, 118, 214
 Ethiopia 263
 electricity 43, 72, 117, 118, 119, 279
 electrification 127, 279
 emerging market economies
 economic growth 32, 36, 58
 finance 63, 64-65
 pollution 136, 143
 social change 71-72
 water use 96, 101
 Emilia-Romagna Region, Italy 256, 260-261
 employment 121, 272-273
 empowerment 38, 53-54, 274
 end-of-pipe technologies 143-144
 endorheic zones 172
 energy 15-16, 18, 33-35, 42-43, 96, 115-120, 279
see also bioenergy; hydropower
 enforcement 49, 50, 56, 142
 engineered systems 173, 216
 environmental level
 allocation systems 52


bioenergy 45
 certification 144
 clean production 158
 degradation costs 9
 diseases 89
 economic decisions 273-274
 ecosystem services 91-93
 footprints 39
 governance 271
 green revolution impacts 44
 impact assessments 284-285
 migration 32
 monitoring 43
 payment for goods and services 65-66, 264-265, 292
 research and development 42
 services 120
 sustainability 12-14, 37, 127, 134-135, 145-146
 technological innovation 41, 47
 urbanization 31
 water use 127-149
 equity 158-159, 292
 erosion 177, 220
 ethanol 111, 112
 eThekweni Declaration 2008 60, 104
 Ethiopia 70, 274
 Eurasia 88, 197
 Europe 141, 142, 146, 189, 196, 218
 European Union Water Framework Directive 50, 132, 249
 eutrophication 138, 144, 177-178, 222
 evaporation 97, 116-117, 169, 177, 186-187, 192, 204, 206
 evapotranspiration 106, 107, 169, 186-187, 191, 199, 204, 206, 224
 evolution of water use 96-126
 exorheic zones 172
 exports 35, 46, 102, 121, 271
 external aid 64
 external drivers 21, 269-270, 296
 external water footprints 101-102
 extreme events 21, 70, 71, 186, 213, 215-219
see also disasters

F


female literacy 37
 fertility 32, 37
 fertilizers 138, 144
 filtration 45
 finance
 climate change 72-73
 crises 17
 economic development 295
 hydrologic networks 237
 investment 292
 the missing link 56-66
 observation networks 230
 options 49
 pollution and mitigation 145
 poverty reduction 85
 response options 264-265
 sustainable 57, 66, 286-287, 291, 292
see also investment
 fires 202
 fisheries 121-123, 143, 153
 floods 70, 71, 173, 174, 188, 189, 213, 215-216
 flows
 environmental 145-146
 rivers 130, 172-173, 216-219
 fluvial system filters 176, 178
 food
 bioenergy 44-45, 72
 diet 14, 36, 39, 121, 122
 global crisis 14, 33-35
 population 108, 109
 prices 16, 21, 33, 34, 47, 106, 108, 109, 110
 security 16-17, 33, 110, 123
 water use 107
 forecasts 74, 229, 233, 235, 236
 formal water rights 52
 forums 256
 fossil fuels 43, 120
 fragile states 19-20, 81
see also vulnerability
 fragmentation 249-250
 France 97
 freshwater
 agriculture 16, 111, 112, 114, 115
 biodiversity 129
 development 83




- drivers 29-39
 ecosystems 92, 120
 fisheries 123
 glaciers 198
 lakes 192
 quality 138, 139, 232
 trends 100-102
 water cycle 168-179
 withdrawals 96, 97, 98, 100, 106
see also groundwater; rivers
- front-end tools 237
 fuel costs 33-35
 future aspects 68-76, 135-136, 204-205
- ## G
- G-8 Evian Water Action Plan 2009 296
 Ganges River 39
 GDP *see* gross domestic product
 gender 38, 292
 general circulation models 205
 genetically modified organisms 44
 GEO4 *see* *Global Environment Outlook 2007*
 Germany 189
 glaciers 198-199, 200, 206, 215, 218
Global Environment Outlook 2007 (GEO4) 75
 globalization 33, 36, 96, 102
 global level
 bioenergy 111
 biogeochemical cycles 175-180
 climate change 214
 crises 3, 14-20
 ecological footprints 137
 economic growth 32
 ecosystem degradation 130
 energy 43
 extreme events 216, 217
 fisheries 122
 food crises 33-35
 freshwater 232
 groundwater 132, 134, 176
 river flow 173
 runoff 172, 235
 sanitation 103
 sharing data 228, 229
 soil erosion 220
 water cycle 168-169, 183-212
 water scarcity 128
 water use 97-102, 234-235, 237
 waterways 120
Global Monitoring Report 2005 10-11
 global warming 21, 70, 183, 213, 218, 295
 GNP *see* gross national product
 governance 51, 55, 72-73, 243, 244-253, 270-271
 government level 4, 6, 21, 47, 63
 grasslands 213-214
 grass-roots water federations 255
 gravimetric measurements 187, 188, 236
 Great Lakes, North America 253, 254
 greenhouse gases 72, 112, 117
 green revolution 44, 219
 green water 106-107, 170, 265, 287
 gross domestic product (GDP)
 climate change 70, 71
 disaster costs 8
 diversification 271
 energy security 34
 flooding 174
 groundwater 134
 investment 82-83
 technological innovation 46
 variability 173
 water management 296
 gross national product (GNP) 82
 groundwater
 buffer functions 213, 219, 225
 cross-impacts 151
 energy 16, 279
 global resources 176
 hydrologic data 229
 observation 231-232
 pollution 139, 179
 recharge 135, 175, 191-192, 219, 225
 sustainable management 131-136
 terrestrial carbon 203
 transboundary 223-224
 trends 190-192, 206
 variability 173-174
 water use 99-100
 see also aquifers
 groundwater-dependent economies 127, 131
 growing seasons 202, 222, 224
 Guarani aquifer 223
 Guayaquil, Ecuador 288
- ## H
- hand-washing 90
 hazards 213-227
 health
 climate change 73
 microbial pollution 138
 policy 272-273
 pollution 139, 140, 179
 poverty reduction 87, 296
 wastewater 143
 water relationships 88-90
 heat waves 186, 218
 heavy metals 45, 139, 143
 High-Level Conference on World Food Security 2008 16, 34
 High-Level Event on the Millennium Development Goals 2008 13, 14
 Himalayan region 215
 Hinduism 39
 HIV/AIDS
 holistic approaches 9, 74, 246
 Honduras 251
 hot spots of water requirements 92
 household level
 fisheries 121
 investment 60, 277-278
 micro-hydro plants 72
 poverty reduction 84, 86-87
 sanitation 104, 105
 water-saving technologies 41
 see also domestic level
Human Development Report 2006 10, 83-84, 104
 human level
 biogeochemical cycles 176-178
 capacities 257-258, 292
 development 84
 dimension perspectives 171
 security 280-282
 technological innovation 41, 42
 humid tropics 113
 hydrogeological data 231
 hydrologic cycle 21, 168-174, 183-212
 hydrologic data 228-238
 hydropower
 conflicts 152-153
 cross-subsidization 62
 energy 16, 34, 72, 118-119, 119-120
 future development 43
 water use 98
 hygiene 90, 105, 143
- ## I
- ice 195, 222
 ICT *see* information and communications technology
 IMF *see* International Monetary Fund
 imports 35
 income
 access to water 84, 86, 87
 charging for water 61
 education 272-273
 energy use 119
 food prices 33, 110
 global crises 14
 human development 84
 investment 277-278
 pollution 140-143
 priorities 295
 rural and urban 85
 technology 46
 see also poverty
 India 10, 152, 215, 253-256, 257, 259-260, 275, 278
 indicators 88, 90, 98, 104, 169
 individual level 98, 99, 293
 Indonesia 115
 Indus River basin 153
 industrialized countries 57, 82
 see also developed countries
 industry
 agriculture conflicts 152
 demand management 157-158
 pollution control 143-144
 water use 41, 96, 97, 98, 99, 115-120
 inequality 33, 84, 98
 inequity 61-62, 296
 informal sector 31, 37, 52, 63, 84-85, 103-104, 105, 251
 information
 climate change 73, 205
 decision-making 296
 groundwater 132, 135, 231-232
 needs 15, 17-18, 262-264
 networks 233, 258-260
 observational gap 228-238
 pollution 127, 136
 sharing 258-260, 292, 293-294
 wastewater 235
 information and communications technology (ICT) 43
 informed decisions 296
 infrastructure
 corruption 256
 costs 57-58, 58-60
 development 81
 government finance 63
 international support 296
 investment 7, 8, 9, 17, 82-83, 244, 261, 291, 292
 post-conflict 20
 technological innovation 46
 inland water resources 91, 121, 122, 178
 innovation 41-48, 243, 261-262, 292
 in-situ observations 188, 205, 232, 235, 237
 institutional level
 allocation 284
 collaborative initiatives 276
 development 243, 247-252, 257-258, 261, 292
 international waters 283, 284
 macroeconomic policies 271
 in-stream water uses 120-123
 insurance 284, 285
 integrated approaches
 climate change 74, 295
 crisis recovery 283
 decision-making 269
 hydrologic information 235, 237
 institutions 249-250
 multiple-use initiatives 278
 observation networks 230, 233
 planning 244-247, 286-287, 292-293, 294
 risk and adaptation 295
 rural development 277, 278
 waste management 143
 water resources management 4, 53, 244, 245
 water saving strategies 274
 watersheds 51
 Integrated Watershed Management Network (IWMNET) 260
 intensification 107, 203-204
 interconnectedness 150-151
 Intergovernmental Panel on Climate Change (IPCC) 19, 70, 131, 184, 186, 203, 204, 214-215
 internal water footprints 101-102
 International Joint Commission 253, 254
 international level
 clean production 158
 conflicts 154
 cooperation 222-224
 environmental sustainability 146
 finance 287
 institutions 283
 policy and laws 50-51
 support 269, 293, 296
 trade 32, 35-36
 International Monetary Fund (IMF) 17
 International Organization for Standardization (ISO) 144
 Internet-based resources 258, 260
 invasive species 33
 investment
 adaptation 72
 capacity 57-60
 climate change 70, 71
 corruption 256
 data-gathering 294
 decision-making 292-293
 development 20
 groundwater 131, 136
 hydrologic observations 231, 232
 hydropower 119
 infrastructure 7, 8, 9, 17, 82-83, 244, 261, 291, 292
 monitoring 228
 need for 296
 pollution 140, 144



- poverty 37, 277-278
research and development 42, 47
sanitation 84
technological innovation 261
wastewater 143
water 7-9, 9-14, 17, 82-83
see also finance
- IPCC *see* Intergovernmental Panel on Climate Change
- Iraq 129
- irrigation
agriculture 114, 115
agro-ecosystems 92-93
bioenergy 111, 112
charging for water 62
customary rights 252
groundwater 132-133, 191, 219
losses 156-157
management transfer 55
multiple-use initiatives 278
participatory 253, 255-256
poverty reduction 85
technological innovation 262
wastewater 143
water use 107, 108, 109
- ISO *see* International Organization for Standardization
- Italy 256, 260-261
- IWMNET *see* Integrated Watershed Management Network
- J**
- Japan 221
- Jhabua District, Madhya Pradesh, India 278
- Joint Monitoring Programme 2000 103, 104
- Jordan River basin 151
- K**
- Kafue Flats, Zambia 261
- Kala Dera, India 274, 275
- Kenya 71, 251-252, 263, 265, 273
- Ki-moon, Ban *see* Ban Ki-moon
- knowledge 258-260, 264, 275-285, 292
see also information
- L**
- lakes 138, 192-193, 202, 206, 222, 225, 253, 254, 263
- land
links 175-176
redistribution policies 283
surface water cycle 183-212
tenure 85
use planning 216
zoning 134, 145
- land-based hydrologic cycle 168-174
- landslides 221
- latimetry observations 236
- leadership 21, 291, 293, 296
- leakage 58, 156
- learning processes 258, 259-260, 277
- legal level 49-56, 72-73, 146, 156, 224, 251-252, 264, 292
- legitimacy 49, 56
- Lesotho 257
- lifestyle changes 14, 36-37, 39, 71-72
- literacy 37
- Living Plant Index 129
- local level
action 293
conflicts 151
data-gathering 294
finance 57, 65
governance 105, 271
investment 9
rights 52
sediment 221
trade 35
see also community level
- longitudinal linkages 222
- long-term aspects 74, 140, 176, 185, 197, 294-295
- M**
- macroeconomic policies 271-272
- mainstreaming 38, 236-237
- malaria 90, 273
- Malaysia 251
- malnutrition 14, 90
- management
accountability 253-257
competition 154-159
cooperative 275-276
delivery contrast 51
groundwater 135-136
integrated 292-293
land-based hydrologic cycle 170-171
subsectoral level 4
- marginal-quality water 155
- marshlands 283
- Mauritius 272
- MDGs *see* Millennium Development Goals
- meat production 109
- Mediterranean region 101, 113, 116-117, 155, 156, 157, 214
- Mekong River basin 153
- melt-water 195
- Mesopotamian marshlands, Iraq 129, 283
- meta-information systems 237
- methane 202
- Mexico 245, 284
- microbial pollution 138
- microfinance 65
- micro-hydro plants 72
- micro-irrigation 156-157
- micro-organisms 44
- microwave technology 236
- Middle East 154, 155
- middle-income countries 33
- migration 30, 31-32, 70, 282
- Millennium Development Goals (MDGs)
achieving 3
corruption 55, 56
domestic water 96
drinking water 102
health 88
investment 11-12, 13
partnerships 6
poverty reduction 10, 11
sanitation 59, 246
- mining activities 139, 140
- mismanagement 256-257
see also corruption
- mitigation
climate change 19, 68, 69, 111-112
disasters 282
hazards 222-223, 224
policy 295
pollution 127, 139-145
technological innovation 72-73
- modelling
groundwater recharge 192
hydrologic data 205, 228-229, 237
monitoring networks 263
soil moisture 187, 188
water quality 178
- Mondi South Africa 274, 275
- monitoring
groundwater 135
information 43, 263-264
nanotechnology 45
networks 21, 228-238, 285
performance 258
pollution 136, 146
supply and sanitation 103-104
water quality 127, 176
- mortality 13, 87, 88, 89, 90, 217
- mountains 172, 214
- multipurpose water schemes 291
- multidecadal variability 184-185, 189
- multilateral aid 17, 64
- multilateral treaties 154
- multinational agreements 230
- multiplatform information 230, 236, 237
- multiple objectives 280, 281
- multiple-use approaches 86-87, 115, 278, 294
- multi-sectoral approaches 7
- multistakeholder processes 12, 53
- N**
- nanotechnology 45
- national level
capacity assessment 258
clean production 158
climate change 253
conflicts 151
development plans 293
- environmental sustainability 145-146
finance 57, 65
fisheries 121
hydrologic information 232, 235
industrial water productivity 116
integrated approaches 244, 286-287
law 50
observation networks 233, 237
policy 51-52, 111
poverty reduction 10
security 280
sharing data 228
wastewater treatment 142
water footprints 102
water saving strategies 274
water use 98, 99
- nation-building 81
- navigation 120-121
- Near East 112
- negative population growth 30
- Nepal 72, 278, 282
- The Netherlands 247
- net primary productivity 201-202
- networks 21, 205-206, 228-238, 259-260, 263, 285
- New York City, US 128, 265
- NGOs *see* non-governmental organizations
- nitrate 139, 144
- nitrogen 177, 178
- non-conventional sources 154, 155
- non-governmental organizations (NGOs) 54-55, 159
- non-integrated approaches 245
- non-point source pollution 136, 137, 139, 144-145, 180
- non-water sectoral interventions 269-270
- no-regrets strategies 296
- North America 196, 197, 253, 254
- Northern Hemisphere 194, 195, 196, 197, 215
- nuclear energy 43
- nutrients 138-139, 144, 175, 177-178, 221, 222
- O**
- observation networks 21, 228-238
- ocean links 175-176
- off-farm employment 272-273
- official development assistance 64, 65, 264, 296
- off-stream uses 96, 97-98, 99
- oil prices 15-16, 65, 119-120
- online information systems 237, 259
- on-stream uses 96, 98
- operational data 230-236
- operation and maintenance 57-58, 237
- organic materials 138
- Orissa, India 152
- oxygenation 222
- P**
- Pakistan 90, 141, 142
- Palmer Drought Severity Index (PDSI) 185-186, 188, 218
- Pamir glaciers 198-199
- pan evaporation 186, 187, 204
- participation
consultation 275-276, 277
decision-making 6, 270, 292
demand management 274
institutional 248
policy 49
water management 53-54, 253-257, 258
- particulate materials 175-176, 202-203
- partnerships 4, 6, 12, 250-251, 259, 293
- pastoralists 31-32
- payments for goods and services 65-66, 264-265, 288, 292
- PDSI *see* Palmer Drought Severity Index
- peace and security 19
- perceptions 36, 38, 106
- performance monitoring 258
- permafrost 192-193, 194-196, 202, 203, 206
- Peru 93
- pesticides 144
- philanthropic assistance 64, 296
- phosphorous 177, 222
- planning
accountability 253-257
incremental changes 243
integrated 244-247, 286-287, 292-293, 294
land use 216
river basin 53



- strategic financial 61
point source pollution 136, 137, 139
policy
 bioenergy 34
 climate change 72-73, 253
 data-sharing 233
 decision-making 296
 external 269
 governance reform 244-253
 groundwater 136
 health 272-273
 incremental changes 243
 land redistribution 283
 law 251-252
 macroeconomic 271-272
 mitigation and adaptation 295
 technology adsorption 47
 water use 49-56
'polluter pays' principle 62, 128, 140, 145
pollution
 charges 62
 corruption 56
 laws 53
 micro-organisms 44
 mitigation 127, 139-145, 146
 prints 36
 water quality 136-139
 water supply constraints 179-180
 see also quality, water; wastewater
population
 biogeochemical cycles 177
 education 38
 food production 108, 109
 global runoff 172
 pressures 14, 29, 30-31
 renewable water 169
 snowmelt 196-197
 soil erosion 220
 water use 98, 101
Potters for Peace, Cambodia 261
poverty
 access to water 3, 10-11, 83-87
 charging for water 61-62
 corruption 55
 disaster costs 8
 food prices 110
 globalization 33
 health 87, 296
 investment 277-278
 priorities 295
 rural electrification 279
 social drivers 37
 sub-Saharan Africa 11
 see also income
power generation technologies 118
precipitation
 climate change 112, 215
 extreme events 218
 freshwater 168-169
 glaciers 198, 199
 groundwater 192
 landslides 221
 net primary productivity 201, 202
 satellite data 236
 sediment 222
 temperature 215-216
 trends 183-186, 203, 204, 206
precision agriculture 133, 135-136
prices
 allocation of water 158-159
 demand management 157
 electricity 279
 energy 15-16, 117-118
 food 16, 21, 33, 44-45, 47, 106, 108, 109, 110
 fuel 15-16, 33-35, 65, 119-120
 poverty 37
pricing strategies 9, 61-62, 264, 274
 see also charging strategies
private sector 60, 62-63, 105, 133-134, 250, 251, 274-275
productivity 116, 201-202, 221
professional knowledge 258-260
 public level 10, 63, 105, 251, 253-257, 260-261, 288
public-private partnerships 6, 250, 251
pumps 127, 131, 133, 219, 279
- Q**
quality, water
 basin closure 151
 biogeochemical cycles 175, 176, 179
 climate change 221
 demographic drivers 29
 drinking water 103
 industry 116
 marginal 155
 monitoring 127, 232, 263
 observation networks 229
 public participation 254
 rights 53
 risks 136-139
Quebec, Canada 276, 277
- R**
radiation 186-187
rainfall 70, 284, 285
 see also precipitation
rainfed agriculture 106, 107, 108, 112
reallocation 154, 155, 158-159, 244, 245-246
 see also allocation of water
recession, economic 141
recession, glaciers 198-199, 200
recurrent costs 57
recycling 213
reference crop evaporation 187
refugees 31, 283
regional level
 cooperation 284
 economic development 280, 281
 evaporation 187
 fisheries 122
 hazards 213-215
 hydrologic data 234, 237
 networks 259
 policy and laws 50-51
 public awareness 260-261
 radiation 186-187
 river effects 130
 sanitation 103
 service costs 59
 sharing data 228
 snow cover 197
 streamflow 218
 trade 35
 water crises 13
 water use 99
 water withdrawals 98
regulations
 demand management 156, 157
 environmental technology 42
 groundwater 135
 policy and law 52-53, 56
 pollution mitigation 146
 river flow 130, 173
 technology adsorption 46, 47
 trade-offs 294
rehabilitation 20, 59, 283
religious belief 38-39
remote sensing 18, 187, 188, 232, 237
 see also satellite data
renewable energy 42-43, 119, 279, 280
 see also hydropower
renewable water 169-174, 225
Republic of Korea 64
reputation 274, 275
research 42, 47, 243, 259, 261-262
reservoirs
 ecosystem degradation 129, 130
 evaporation 116-117, 177
 sediment 72, 220, 222
 trends 192, 206
 see also storage
resettlement 282, 283
residence times 138, 173-174, 175
resilience 129-130, 282, 295
respiration 201, 202
response options 21, 243-268
reuse of wastewater 142-143
revenues 60-64
RhineNet project 256
Rhine River, Europe 121
rice production 115
rights 52-53, 250, 252, 285
Rio Grande/Bravo 245, 284
risk
 climate change 19
 dealing with 269
 decision-making 292, 295-296
 integrated approaches 277
 malnutrition 14
 nanotechnology 45
 pollution 145
 sharing instruments 65
 wastewater 143
 water quality 136-139
 win-win scenarios 283-285
river basins
 closure and interconnectedness 150-151
 competition 155
 interregional cooperation 283
 organizations 6
 river management 249
 transboundary 146
 upstream-downstream impacts 152
 water quality 178
rivers
 discharge 151, 177, 199, 203, 204, 221
 environmental flows 145-146
 flows 130, 172-173, 216-219
 parliaments 253-256
 sediment 220-224
 wastewater 141
 see also streamflow
rules 50-51
runoff
 climate change 82, 113-114, 215
 glaciers 199, 215
 global 172, 234, 235
 hydrologic cycle 169
 pollution 139
 trends 188-190, 204, 205, 206
rural areas
 development 282
 electrification 127, 133, 279
 environmental services payments 265
 groundwater 134-135, 219
 infrastructure 58
 investments 82
 population 31
 sanitation 103
 urban water needs contrast 84-86
 see also agriculture
Russian Federation 188, 190, 195, 196, 197
Rwanda 282, 283
- S**
safe drinking water *see* drinking water
salinization 130, 131, 222, 232
sanitation
 access to 84, 85, 88, 96, 102-103, 104
 domestic 102-106
 economic impacts 8-9
 education 38, 272
 finance 49
 infrastructure costs 59-60
 integrated approaches 246
 law 51
 MDGs 11-12
 participation 248
 poverty 11, 37
 subsidies 64
São Francisco basin, Brazil 249
satellite data 43, 187, 188, 197, 206, 228, 230, 235-236
 see also remote sensing
scaling-up 12, 106
scarcity, water 17, 18, 33, 112, 128, 154, 294
scenarios 74-75, 101, 214-215, 246, 269-273, 296
schools 88, 104, 272
science and education centres 260
science and technology 42-45
 see also research
sea level rise 70
second-generation bioenergy technology 44
sectoral level 15, 98, 151-152, 276-280
security
 climate change 19-20
 energy 18, 34
 food 16-17, 33, 110, 123
 water 11, 153
 win-win scenarios 280-282
sediment 130, 177, 192, 203, 220-224
seismic activities 221
self-regulation 135
self-sufficiency 34
self-supply groundwater 97, 100
semi-arid tropics 113
Senegal River 284
sensitivity 191, 192, 205
service provision/delivery
 corruption 55
 costs 3, 292
 decentralization 248



- efficiency 251
 finance 61, 63
 national 51-52, 81
 partnerships 6
 small-scale 89, 105-106
 sewage treatment 140-143
see also wastewater
 shared resources 51, 146, 222, 283
 sharing data and information 228, 230, 231,
 233-234, 237, 238, 258-260, 293-294
 Siberia 192-193, 195
 siltation 130
 single-use systems 87
 skin disease 143
 sludge 142
 slums 30, 84, 103-104, 105, 282
 small islands 113
 small-scale water provision 63, 65, 251, 264
 small towns 103
 snow 113, 196-198, 203, 206, 215, 218
 social level
 climate change 71-72
 decision-making 4
 development 291
 drivers 36-39
 groundwater sustainability 134-135
 marketing 286
 policy 272-273
 responsibility 274
 sanitation 105-106
 water management 150
 soft infrastructure 57, 82-83
 soil 187-188, 202, 206, 220
 solar energy 279
 solar radiation 186
 South Africa 224, 275
 South Asia 106, 133
 South-East Asia 8
 space hydrologic observations 235-236
 Spain 224
 spatial level 118, 169-174, 176, 177, 178, 294-295
 sphere of decision-making 4, 5
 spring melt 196, 197
 stakeholders 9, 248, 253-257
 standards of living 39, 71
 stationarity 183
 statistical downscaling 205
The Stern Review 2006 71
 storage
 Africa 11
 economic development 81, 82
 groundwater 173-174, 175, 225, 232
 need for increases 153
 terrestrial carbon cycles 199, 201
 trends 192-194
see also groundwater; reservoirs
 storms 70, 216
 streamflow 188-190, 203, 204, 206, 215, 222,
 231, 234
 stunting in children 90
 sub-Saharan Africa 11
 subsectoral management 4
 subsidence 219
 subsidies 62, 64, 66, 117, 133, 159, 279
 supply 64, 68, 102-106, 154-159, 169, 248
 support 293
 surface fluxes 183
 sustainable development 3-23, 36, 68, 288
 sustainable level
 change 286
 cost recovery 65
 environmental 12-14, 37, 127, 134-135,
 145-146
 finance 57, 66, 286-288, 291, 292
 groundwater 131-136
 institutions 284
 sanitation 246
 technological innovation 47
 tourism 279-280
 water management 36
 Sustainable Water Management Improves To-
 morrow's Cities Health (SWITCH) 259
 Sweden 189
 SWITCH *see* Sustainable Water Management
 Improves Tomorrow's Cities Health
 Switzerland 189
 synergies 6, 269, 291, 294
- T**
 Tajikistan 225
 Tanzania 70
- tariffs 60, 61-62, 65
 technological innovation 41-48, 72-73, 105,
 115, 156, 261-262, 285
 temperature
 extreme events 218
 glaciers 198-199
 growing seasons 224
 hydrological cycle 203, 204
 permafrost 195
 precipitation 215-216
 productivity 201-202, 221
 sediment 222
 snow cover 197
 temporal level 169-174, 294-295
 Tennessee Valley Authority 280, 281
 terrestrial systems 199-203, 230, 231-232
 thaw lakes 202
 thermal stratification 138, 222
 thermocline 222
 Tien Shan, Akshirak glacier massif 199, 200
 tourism 116, 117, 279-280
 toxic chemicals 273
 trade 32, 35-36, 62, 145, 159
 trade-offs 6, 49, 66, 269, 277, 291, 294
 traditional aspects 52, 258, 264
see also customary aspects
 transboundary regions 18, 146, 153-154, 223-
 224, 232, 233-234, 245, 286
 transition economies 140
 transparency 49, 56, 150, 270, 292
 transpiration 106
 transport 111, 120-121, 203
 treaties 50, 154
 tundra 214
 Tunisia 156, 246, 274
 Turkey 189, 280, 281
- U**
 Uganda 91, 271
 Ukraine 188
 UN *see* United Nations
 uncertainty
 climate change 68, 69, 71, 73, 74, 112-114
 data and information 292
 dealing with 269
 decision-making 295-296
 economic 17
 future water use 101
 hydrological cycle 204-205, 229
 precipitation 183, 184
 reducing 291
 renewable water supply 172, 173
 variability 213
 water quality 176
 water use 97
 win-win scenarios 283-285
 under-five mortality 88
 UNFCCC *see* United Nations Framework Con-
 vention on Climate Change
 United Kingdom 189
 United Nations Framework Convention on
 Climate Change (UNFCCC) 18, 19
 United Nations (UN) 20, 269, 291, 293
 United States of America (US) 245
 allocation institutions 284
 dams 174
 ecosystem restoration costs 9
 infrastructure 8, 57
 power generation technologies 118
 regional development 280, 281
 snow cover 197-198
 soil conservation 220
 streamflow 189
 water charging 265
 UNSGAB (UN Secretary-General's Advisory
 Board on Water and Sanitation) 64
 upstream-downstream relationships 151, 152,
 264-265
 upstream irrigation 157
 urban areas
 agriculture conflicts 152
 groundwater 133-134, 134-135
 infrastructure 57-58
 knowledge networks 259-260
 migration 282
 pollution 140-143
 population 29-30, 31
 rural contrast 84-86
 sanitation 103
 stormwater 216
 wastewater 287
- water loss 156
 urbanization 29, 31, 101, 136, 138
 user finance 57, 60, 61-62, 286
 use of water 16, 21, 41, 82-83, 96-149, 214,
 234-235, 294
- V**
 value 92, 145, 158-159, 230, 233
 values 38-39
 variability
 adaptation 224
 climate change 68, 73, 74
 glaciers 198
 precipitation 183, 184-185
 rainfall 70
 soil moisture 188
 spatial and temporal 169-174
 uncertainty 213
 vegetation 214, 220, 222
 Viet Nam, poverty reduction and growth 10
 virtual water 14, 15, 32, 33, 35-36, 101, 102,
 170
 vulnerability
 aquifers 225
 climate change 19-20, 73, 113-114
 economic development 70
 ecosystem services 92
 groundwater pollution 134
 poverty 37
 urban and coastal areas 30
- W**
 wastewater
 agriculture 287
 energy 117
 environmental impacts 142-143
 information 235
 infrastructure costs 58, 59
 micro-organisms 44
 nanotechnology 45
 perceptions 106
 pollution 138
 technological innovation 41
see also pollution; sewage treatment
 water box dilemma 3, 4-6
 water footprints 15, 33, 35-36, 96, 101-102, 117
 water-logging 130-131
 water user associations 6, 248, 250, 255-256
 WBCSD *see* World Business Council for Sus-
 tainable Development
 wealth 84
 wetlands 91, 151, 193-194, 206, 214
 wildfire 202
 willingness to pay 9, 57, 61
 wind speed 187, 222
 win-win scenarios 269-285
 withdrawals
 agriculture 106
 groundwater 132
 increases 96
 industrial water 116
 Mediterranean 157
 water use 97, 98, 99, 100
 women 38
 World Business Council for Sustainable Devel-
 opment (WBCSD) 75
 World Economic Forum 2008 296
 World Panel on Financing Water Infrastructure
 9, 64, 264
 World Water Assessment Programme 291, 296
 World Water Monitoring Day™ 283
 World Water Vision 2000 53-54, 75
- Y**
 yields 107-108, 112-113, 224
- Z**
 Zambia 261, 287
 zooplankton 221