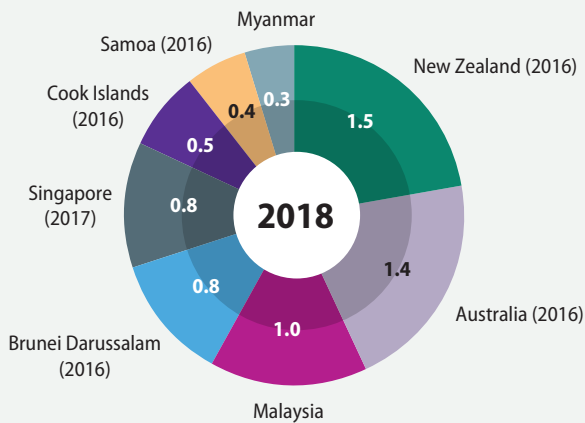


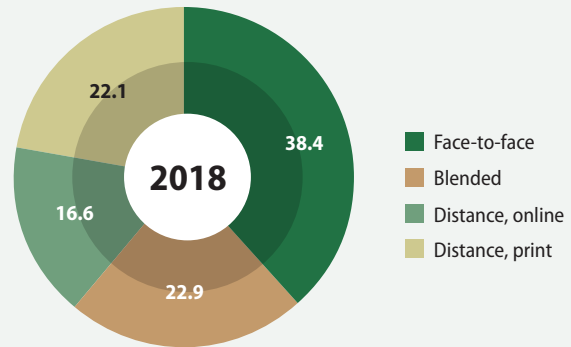


Figure 26.3: Trends in higher education in Southeast Asia and Oceania

Public expenditure on higher education as a share of GDP in Southeast Asia and Oceania, 2018 or closest year (%)




Enrolment by mode of study at the University of the South Pacific, 2018 (%)



Note: Print enrolment does not rely on Internet connectivity for coursework.

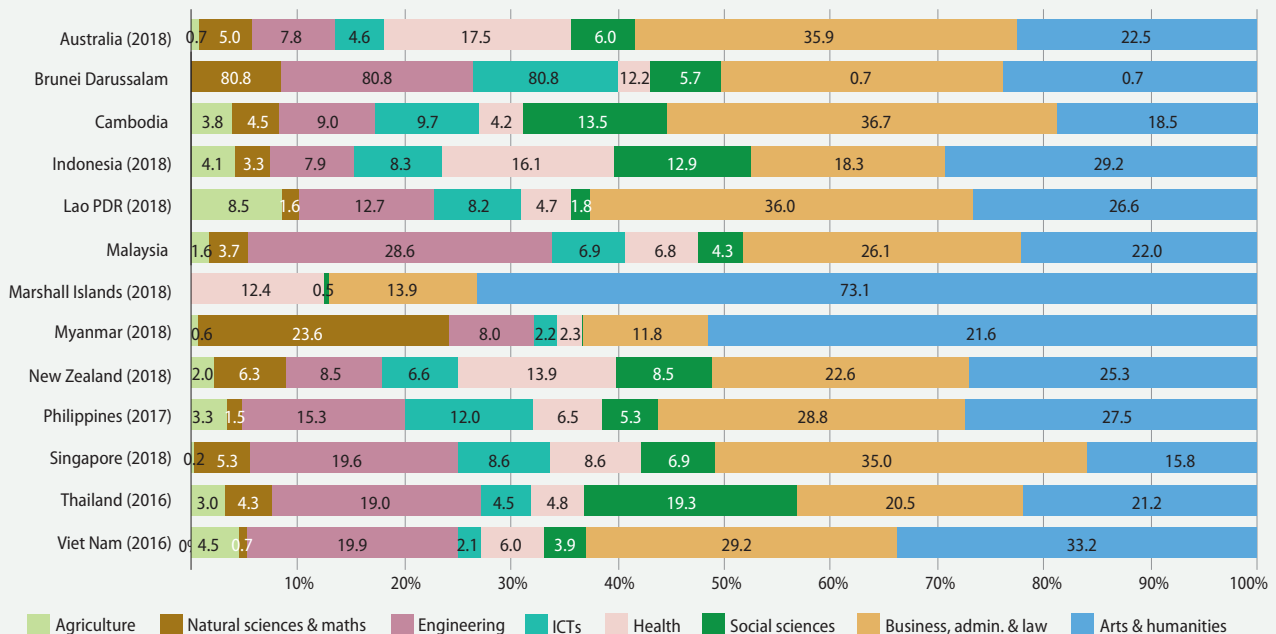
Share of female tertiary graduates in Southeast Asia and Oceania, 2018 or closest year (%)

*The ASEAN Plan of Action on Science, Technology and Innovation 2016–2025 proposes student exchanges and university twinning programmes with top educational institutions in ASEAN countries.*



Note: Data for the Pacific Islands represent enrolment at the regional University of the South Pacific.

Distribution of tertiary graduates in Southeast Asia and Oceania by programme, 2019 or closest year (%)



+n/-n: data refer to n years before or after reference year

Note: The share of students in unspecified programmes amounted to 3.7% in New Zealand and 3.3% in Thailand.

Note: Data are unavailable for some countries.

Source: UNESCO Institute for Statistics; for Pacific Islands: University of the South Pacific (2019) Annual Report 2018